

Search for $V + A$ Current in Top-Quark Decays in $p\bar{p}$ Collisions at $\sqrt{s} = 1.96$ TeV

A. Abulencia,²⁴ J. Adelman,¹³ T. Affolder,¹⁰ T. Akimoto,⁵⁶ M. G. Albrow,¹⁷ D. Ambrose,¹⁷ S. Amerio,⁴⁴ D. Amidei,³⁵ A. Anastassov,⁵³ K. Anikeev,¹⁷ A. Annovi,¹⁹ J. Antos,¹⁴ M. Aoki,⁵⁶ G. Apollinari,¹⁷ J.-F. Arguin,³⁴ T. Arisawa,⁵⁸ A. Artikov,¹⁵ W. Ashmanskas,¹⁷ A. Attal,⁸ F. Azfar,⁴³ P. Azzi-Bacchetta,⁴⁴ P. Azzurri,⁴⁷ N. Bacchetta,⁴⁴ W. Badgett,¹⁷ A. Barbaro-Galtieri,²⁹ V. E. Barnes,⁴⁹ B. A. Barnett,²⁵ S. Baroiant,⁷ V. Bartsch,³¹ G. Bauer,³³ F. Bedeschi,⁴⁷ S. Behari,²⁵ S. Belforte,⁵⁵ G. Bellettini,⁴⁷ J. Bellinger,⁶⁰ A. Belloni,³³ D. Benjamin,¹⁶ A. Beretvas,¹⁷ J. Beringer,²⁹ T. Berry,³⁰ A. Bhatti,⁵¹ M. Binkley,¹⁷ D. Bisello,⁴⁴ R. E. Blair,² C. Blocker,⁶ B. Blumenfeld,²⁵ A. Bocci,¹⁶ A. Bodek,⁵⁰ V. Boisvert,⁵⁰ G. Bolla,⁴⁹ A. Bolshov,³³ D. Bortoletto,⁴⁹ J. Boudreau,⁴⁸ A. Boveia,¹⁰ B. Brau,¹⁰ L. Brigliadori,⁵ C. Bromberg,³⁶ E. Brubaker,¹³ J. Budagov,¹⁵ H. S. Budd,⁵⁰ S. Budd,²⁴ S. Budroni,⁴⁷ K. Burkett,¹⁷ G. Busetto,⁴⁴ P. Bussey,²¹ K. L. Byrum,² S. Cabrera,^{16,o} M. Campanelli,²⁰ M. Campbell,³⁵ F. Canelli,¹⁷ A. Canepa,⁴⁹ S. Carillo,^{18,i} D. Carlsmith,⁶⁰ R. Carosi,⁴⁷ S. Carron,³⁴ M. Casarsa,⁵⁵ A. Castro,⁵ P. Catastini,⁴⁷ D. Cauz,⁵⁵ M. Cavalli-Sforza,³ A. Cerri,²⁹ L. Cerrito,^{43,m} S. H. Chang,²⁸ Y. C. Chen,¹ M. Chertok,⁷ G. Chiarelli,⁴⁷ G. Chlachidze,¹⁵ F. Chlebana,¹⁷ I. Cho,²⁸ K. Cho,²⁸ D. Chokheli,¹⁵ J. P. Chou,²² G. Choudalakis,³³ S. H. Chuang,⁶⁰ K. Chung,¹² W. H. Chung,⁶⁰ Y. S. Chung,⁵⁰ M. Ciljak,⁴⁷ C. I. Ciobanu,²⁴ M. A. Ciocci,⁴⁷ A. Clark,²⁰ D. Clark,⁶ M. Coca,¹⁶ G. Compostella,⁴⁴ M. E. Convery,⁵¹ J. Conway,⁷ B. Cooper,³⁶ K. Copic,³⁵ M. Cordelli,¹⁹ G. Cortiana,⁴⁴ F. Crescioli,⁴⁷ C. Cuenca Almenar,^{7,o} J. Cuevas,^{11,l} R. Culbertson,¹⁷ J. C. Cully,³⁵ D. Cyr,⁶⁰ S. DaRonco,⁴⁴ M. Datta,¹⁷ S. D'Auria,²¹ T. Davies,²¹ M. D'Onofrio,³ D. Dagenhart,⁶ P. de Barbaro,⁵⁰ S. De Cecco,⁵² A. Deisher,²⁹ G. De Lentdecker,^{50,c} M. Dell'Orso,⁴⁷ F. Delli Paoli,⁴⁴ L. Demortier,⁵¹ J. Deng,¹⁶ M. Deninno,⁵ D. De Pedis,⁵² P. F. Derwent,¹⁷ G. P. Di Giovanni,⁴⁵ C. Dionisi,⁵² B. Di Ruzza,⁵⁵ J. R. Dittmann,⁴ P. DiTuro,⁵³ C. Dörr,²⁶ S. Donati,⁴⁷ M. Donega,²⁰ P. Dong,⁸ J. Donini,⁴⁴ T. Dorigo,⁴⁴ S. Dube,⁵³ J. Efron,⁴⁰ R. Erbacher,⁷ D. Errede,²⁴ S. Errede,²⁴ R. Eusebi,¹⁷ H. C. Fang,²⁹ S. Farrington,³⁰ I. Fedorko,⁴⁷ W. T. Fedorko,¹³ R. G. Feild,⁶¹ M. Feindt,²⁶ J. P. Fernandez,³² R. Field,¹⁸ G. Flanagan,⁴⁹ A. Foland,²² S. Forrester,⁷ G. W. Foster,¹⁷ M. Franklin,²² J. C. Freeman,²⁹ I. Furic,¹³ M. Gallinaro,⁵¹ J. Galyardt,¹² J. E. Garcia,⁴⁷ F. Garbersson,¹⁰ A. F. Garfinkel,⁴⁹ C. Gay,⁶¹ H. Gerberich,²⁴ D. Gerdes,³⁵ S. Giagu,⁵² P. Giannetti,⁴⁷ A. Gibson,²⁹ K. Gibson,⁴⁸ J. L. Gimmell,⁵⁰ C. Ginsburg,¹⁷ N. Giokaris,^{15,a} M. Giordani,⁵⁵ P. Giromini,¹⁹ M. Giunta,⁴⁷ G. Giurgiu,¹² V. Glagolev,¹⁵ D. Glenzinski,¹⁷ M. Gold,³⁸ N. Goldschmidt,¹⁸ J. Goldstein,^{43,b} A. Golossanov,¹⁷ G. Gomez,¹¹ G. Gomez-Ceballos,¹¹ M. Goncharov,⁵⁴ O. González,³² I. Gorelov,³⁸ A. T. Goshaw,¹⁶ K. Goulianos,⁵¹ A. Gresele,⁴⁴ M. Griffiths,³⁰ S. Grinstein,²² C. Grosso-Pilcher,¹³ R. C. Group,¹⁸ U. Grundler,²⁴ J. Guimaraes da Costa,²² Z. Gunay-Unalan,³⁶ C. Haber,²⁹ K. Hahn,³³ S. R. Hahn,¹⁷ E. Halkiadakis,⁵³ A. Hamilton,³⁴ B.-Y. Han,⁵⁰ J. Y. Han,⁵⁰ R. Handler,⁶⁰ F. Happacher,¹⁹ K. Hara,⁵⁶ M. Hare,⁵⁷ S. Harper,⁴³ R. F. Harr,⁵⁹ R. M. Harris,¹⁷ M. Hartz,⁴⁸ K. Hatakeyama,⁵¹ J. Hauser,⁸ A. Heijboer,⁴⁶ B. Heinemann,³⁰ J. Heinrich,⁴⁶ C. Henderson,³³ M. Herndon,⁶⁰ J. Heuser,²⁶ D. Hidas,¹⁶ C. S. Hill,^{10,b} D. Hirschbuehl,²⁶ A. Hocker,¹⁷ A. Holloway,²² S. Hou,¹ M. Houlden,³⁰ S.-C. Hsu,⁹ B. T. Huffman,⁴³ R. E. Hughes,⁴⁰ U. Husemann,⁶¹ J. Huston,³⁶ J. Incandela,¹⁰ G. Introzzi,⁴⁷ M. Iori,⁵² Y. Ishizawa,⁵⁶ A. Ivanov,⁷ B. Iyutin,³³ E. James,¹⁷ D. Jang,⁵³ B. Jayatilaka,³⁵ D. Jeans,⁵² H. Jensen,¹⁷ E. J. Jeon,²⁸ S. Jindariani,¹⁸ M. Jones,⁴⁹ K. K. Joo,²⁸ S. Y. Jun,¹² J. E. Jung,²⁸ T. R. Junk,²⁴ T. Kamon,⁵⁴ P. E. Karchin,⁵⁹ Y. Kato,⁴² Y. Kemp,²⁶ R. Kephart,¹⁷ U. Kerzel,²⁶ V. Khotilovich,⁵⁴ B. Kilminster,⁴⁰ D. H. Kim,²⁸ H. S. Kim,²⁸ J. E. Kim,²⁸ M. J. Kim,¹² S. B. Kim,²⁸ S. H. Kim,⁵⁶ Y. K. Kim,¹³ N. Kimura,⁵⁶ L. Kirsch,⁶ S. Klimentenko,¹⁸ M. Klute,³³ B. Knuteson,³³ B. R. Ko,¹⁶ K. Kondo,⁵⁸ D. J. Kong,²⁸ J. Konigsberg,¹⁸ A. Korytov,¹⁸ A. V. Kotwal,¹⁶ A. Kovalev,⁴⁶ A. C. Kraan,⁴⁶ J. Kraus,²⁴ I. Kravchenko,³³ M. Kreps,²⁶ J. Kroll,⁴⁶ N. Krumnack,⁴ M. Kruse,¹⁶ V. Krutelyov,¹⁰ T. Kubo,⁵⁶ S. E. Kuhlmann,² T. Kuhr,²⁶ Y. Kusakabe,⁵⁸ S. Kwang,¹³ A. T. Laasanen,⁴⁹ S. Lai,³⁴ S. Lami,⁴⁷ S. Lammel,¹⁷ M. Lancaster,³¹ R. L. Lander,⁷ K. Lannon,⁴⁰ A. Lath,⁵³ G. Latino,⁴⁷ I. Lazzizzera,⁴⁴ T. LeCompte,² J. Lee,⁵⁰ J. Lee,²⁸ Y. J. Lee,²⁸ S. W. Lee,^{54,n} R. Lefèvre,³ N. Leonardo,³³ S. Leone,⁴⁷ S. Levy,¹³ J. D. Lewis,¹⁷ C. Lin,⁶¹ C. S. Lin,¹⁷ M. Lindgren,¹⁷ E. Lipeles,⁹ A. Lister,⁷ D. O. Litvintsev,¹⁷ T. Liu,¹⁷ N. S. Lockyer,⁴⁶ A. Loginov,⁶¹ M. Loreti,⁴⁴ P. Loverre,⁵² R.-S. Lu,¹ D. Lucchesi,⁴⁴ P. Lujan,²⁹ P. Lukens,¹⁷ G. Lungu,¹⁸ L. Lyons,⁴³ J. Lys,²⁹ R. Lysak,¹⁴ E. Lytken,⁴⁹ P. Mack,²⁶ D. MacQueen,³⁴ R. Madrak,¹⁷ K. Maeshima,¹⁷ K. Makhoul,³³ T. Maki,²³ P. Maksimovic,²⁵ S. Malde,⁴³ G. Manca,³⁰ F. Margaroli,⁵ R. Marginean,¹⁷ C. Marino,²⁶ C. P. Marino,²⁴ A. Martin,²⁴ M. Martin,²⁵ V. Martin,^{21,g} M. Martínez,³ T. Maruyama,⁵⁶ P. Mastrandrea,⁵² T. Masubuchi,⁵⁶ H. Matsunaga,⁵⁶ M. E. Mattson,⁵⁹ R. Mazini,³⁴ P. Mazzanti,⁵ K. S. McFarland,⁵⁰ P. McIntyre,⁵⁴ R. McNulty,^{30,f} A. Mehta,³⁰ P. Mehtala,²³ S. Menzemer,^{11,h} A. Menzione,⁴⁷ P. Merkel,⁴⁹ C. Mesropian,⁵¹ A. Messina,³⁶ T. Miao,¹⁷ N. Miladinovic,⁶ J. Miles,³³ R. Miller,³⁶ C. Mills,¹⁰ M. Milnik,²⁶ A. Mitra,¹ G. Mitselmakher,¹⁸ A. Miyamoto,²⁷ S. Moed,²⁰ N. Moggi,⁵ B. Mohr,⁸ R. Moore,¹⁷ M. Morello,⁴⁷ P. Movilla Fernandez,²⁹ J. Mülmenstädt,²⁹ A. Mukherjee,¹⁷ Th. Muller,²⁶ R. Mumford,²⁵ P. Murat,¹⁷ J. Nachtman,¹⁷

A. Nagano,⁵⁶ J. Naganoma,⁵⁸ I. Nakano,⁴¹ A. Napier,⁵⁷ V. Necula,¹⁸ C. Neu,⁴⁶ M. S. Neubauer,⁹ J. Nielsen,²⁹ T. Nigmanov,⁴⁸ L. Nodulman,² O. Norniella,³ E. Nurse,³¹ S. H. Oh,¹⁶ Y. D. Oh,²⁸ I. Oksuzian,¹⁸ T. Okusawa,⁴² R. Oldeman,³⁰ R. Orava,²³ K. Osterberg,²³ C. Pagliarone,⁴⁷ E. Palencia,¹¹ V. Papadimitriou,¹⁷ A. A. Paramonov,¹³ B. Parks,⁴⁰ S. Pashapour,³⁴ J. Patrick,¹⁷ G. Pauletta,⁵⁵ M. Paulini,¹² C. Paus,³³ D. E. Pellett,⁷ A. Penzo,⁵⁵ T. J. Phillips,¹⁶ G. Piacentino,⁴⁷ J. Piedra,⁴⁵ L. Pinera,¹⁸ K. Pitts,²⁴ C. Plager,⁸ L. Pondrom,⁶⁰ X. Portell,³ O. Poukhov,¹⁵ N. Pounder,⁴³ F. Prakoshyn,¹⁵ A. Pronko,¹⁷ J. Proudfoot,² F. Ptohos,^{19,e} G. Punzi,⁴⁷ J. Pursley,²⁵ J. Rademacker,^{43,b} A. Rahaman,⁴⁸ N. Ranjan,⁴⁹ S. Rappoccio,²² B. Reisert,¹⁷ V. Rekovic,³⁸ P. Renton,⁴³ M. Rescigno,⁵² S. Richter,²⁶ F. Rimondi,⁵ L. Ristori,⁴⁷ A. Robson,²¹ T. Rodrigo,¹¹ E. Rogers,²⁴ S. Rolli,⁵⁷ R. Roser,¹⁷ M. Rossi,⁵⁵ R. Rossin,¹⁸ A. Ruiz,¹¹ J. Russ,¹² V. Rusu,¹³ H. Saarikko,²³ S. Sabik,³⁴ A. Safonov,⁵⁴ W. K. Sakumoto,⁵⁰ G. Salamanna,⁵² O. Saltó,³ D. Saltzberg,⁸ C. Sánchez,³ L. Santi,⁵⁵ S. Sarkar,⁵² L. Sartori,⁴⁷ K. Sato,¹⁷ P. Savard,³⁴ A. Savoy-Navarro,⁴⁵ T. Scheidle,²⁶ P. Schlabach,¹⁷ E. E. Schmidt,¹⁷ M. P. Schmidt,⁶¹ M. Schmitt,³⁹ T. Schwarz,⁷ L. Scodellaro,¹¹ A. L. Scott,¹⁰ A. Scribano,⁴⁷ F. Scuri,⁴⁷ A. Sedov,⁴⁹ S. Seidel,³⁸ Y. Seiya,⁴² A. Semenov,¹⁵ L. Sexton-Kennedy,¹⁷ A. Sfyrla,²⁰ M. D. Shapiro,²⁹ T. Shears,³⁰ P. F. Shepard,⁴⁸ D. Sherman,²² M. Shimojima,^{56,k} M. Shochet,¹³ Y. Shon,⁶⁰ I. Shreyber,³⁷ A. Sidoti,⁴⁷ P. Sinervo,³⁴ A. Sisakyan,¹⁵ J. Sjolin,⁴³ A. J. Slaughter,¹⁷ J. Slaunwhite,⁴⁰ K. Sliwa,⁵⁷ J. R. Smith,⁷ F. D. Snider,¹⁷ R. Snihur,³⁴ M. Soderberg,³⁵ A. Soha,⁷ S. Somalwar,⁵³ V. Sorin,³⁶ J. Spalding,¹⁷ F. Spinella,⁴⁷ T. Spreitzer,³⁴ P. Squillacioti,⁴⁷ M. Stanitzki,⁶¹ A. Staveris-Polykalas,⁴⁷ R. St. Denis,²¹ B. Stelzer,⁸ O. Stelzer-Chilton,⁴³ D. Stentz,³⁹ J. Strologas,³⁸ D. Stuart,¹⁰ J. S. Suh,²⁸ A. Sukhanov,¹⁸ H. Sun,⁵⁷ T. Suzuki,⁵⁶ A. Taffard,²⁴ R. Takashima,⁴¹ Y. Takeuchi,⁵⁶ K. Takikawa,⁵⁶ M. Tanaka,² R. Tanaka,⁴¹ M. Tecchio,³⁵ P. K. Teng,¹ K. Terashi,⁵¹ J. Thom,^{17,d} A. S. Thompson,²¹ E. Thomson,⁴⁶ P. Tipton,⁶¹ V. Tiwari,¹² S. Tkaczyk,¹⁷ D. Toback,⁵⁴ S. Tokar,¹⁴ K. Tollefson,³⁶ T. Tomura,⁵⁶ D. Tonelli,⁴⁷ S. Torre,¹⁹ D. Torretta,¹⁷ S. Tourneur,⁴⁵ W. Trischuk,³⁴ R. Tsuchiya,⁵⁸ S. Tsuno,⁴¹ N. Turini,⁴⁷ F. Ukegawa,⁵⁶ T. Unverhau,²¹ S. Uozumi,⁵⁶ D. Usynin,⁴⁶ S. Vallecorsa,²⁰ N. van Remortel,²³ A. Varganov,³⁵ E. Vataga,³⁸ F. Vázquez,^{18,i} G. Velev,¹⁷ G. Veramendi,²⁴ V. Veszpremi,⁴⁹ R. Vidal,¹⁷ I. Vila,¹¹ R. Vilar,¹¹ T. Vine,³¹ I. Vollrath,³⁴ I. Volobouev,^{29,n} G. Volpi,⁴⁷ F. Würthwein,⁹ P. Wagner,⁵⁴ R. G. Wagner,² R. L. Wagner,¹⁷ J. Wagner,²⁶ W. Wagner,²⁶ R. Wallny,⁸ S. M. Wang,¹ A. Warburton,³⁴ S. Waschke,²¹ D. Waters,³¹ M. Weinberger,⁵⁴ W. C. Wester III,¹⁷ B. Whitehouse,⁵⁷ D. Whiteson,⁴⁶ A. B. Wicklund,² E. Wicklund,¹⁷ G. Williams,³⁴ H. H. Williams,⁴⁶ P. Wilson,¹⁷ B. L. Winer,⁴⁰ P. Wittich,^{17,d} S. Wolbers,¹⁷ C. Wolfe,¹³ T. Wright,³⁵ X. Wu,²⁰ S. M. Wynne,³⁰ A. Yagil,¹⁷ K. Yamamoto,⁴² J. Yamaoka,⁵³ T. Yamashita,⁴¹ C. Yang,⁶¹ U. K. Yang,^{13,j} Y. C. Yang,²⁸ W. M. Yao,²⁹ G. P. Yeh,¹⁷ J. Yoh,¹⁷ K. Yorita,¹³ T. Yoshida,⁴² G. B. Yu,⁵⁰ I. Yu,²⁸ S. S. Yu,¹⁷ J. C. Yun,¹⁷ L. Zanello,⁵² A. Zanetti,⁵⁵ I. Zaw,²² X. Zhang,²⁴ J. Zhou,⁵³ and S. Zucchelli⁵

(CDF Collaboration)^a¹*Institute of Physics, Academia Sinica, Taipei, Taiwan 11529, Republic of China*²*Argonne National Laboratory, Argonne, Illinois 60439, USA*³*Institut de Física d'Altes Energies, Universitat Autònoma de Barcelona, E-08193, Bellaterra (Barcelona), Spain*⁴*Baylor University, Waco, Texas 76798, USA*⁵*Istituto Nazionale di Fisica Nucleare, University of Bologna, I-40127 Bologna, Italy*⁶*Brandeis University, Waltham, Massachusetts 02254, USA*⁷*University of California, Davis, Davis, California 95616, USA*⁸*University of California, Los Angeles, Los Angeles, California 90024, USA*⁹*University of California, San Diego, La Jolla, California 92093, USA*¹⁰*University of California, Santa Barbara, Santa Barbara, California 93106, USA*¹¹*Instituto de Física de Cantabria, CSIC-University of Cantabria, 39005 Santander, Spain*¹²*Carnegie Mellon University, Pittsburgh, Pennsylvania 15213, USA*¹³*Enrico Fermi Institute, University of Chicago, Chicago, Illinois 60637, USA*¹⁴*Comenius University, 842 48 Bratislava, Slovakia; Institute of Experimental Physics, 040 01 Kosice, Slovakia*¹⁵*Joint Institute for Nuclear Research, RU-141980 Dubna, Russia*¹⁶*Duke University, Durham, North Carolina 27708, USA*¹⁷*Fermi National Accelerator Laboratory, Batavia, Illinois 60510, USA*¹⁸*University of Florida, Gainesville, Florida 32611, USA*¹⁹*Laboratori Nazionali di Frascati, Istituto Nazionale di Fisica Nucleare, I-00044 Frascati, Italy*²⁰*University of Geneva, CH-1211 Geneva 4, Switzerland*²¹*Glasgow University, Glasgow G12 8QQ, United Kingdom*²²*Harvard University, Cambridge, Massachusetts 02138, USA*²³*Division of High Energy Physics, Department of Physics, University of Helsinki and Helsinki Institute of Physics, FIN-00014, Helsinki, Finland*

- ²⁴University of Illinois, Urbana, Illinois 61801, USA
²⁵The Johns Hopkins University, Baltimore, Maryland 21218, USA
²⁶Institut für Experimentelle Kernphysik, Universität Karlsruhe, 76128 Karlsruhe, Germany
²⁷High Energy Accelerator Research Organization (KEK), Tsukuba, Ibaraki 305, Japan
²⁸Center for High Energy Physics: Kyungpook National University, Taegu 702-701, Korea;
 Seoul National University, Seoul 151-742, Korea;
 and SungKyunKwan University, Suwon 440-746, Korea
²⁹Ernest Orlando Lawrence Berkeley National Laboratory, Berkeley, California 94720, USA
³⁰University of Liverpool, Liverpool L69 7ZE, United Kingdom
³¹University College London, London WC1E 6BT, United Kingdom
³²Centro de Investigaciones Energeticas Medioambientales y Tecnologicas, E-28040 Madrid, Spain
³³Massachusetts Institute of Technology, Cambridge, Massachusetts 02139, USA
³⁴Institute of Particle Physics, McGill University, Montréal, Canada H3A 2T8;
 and University of Toronto, Toronto, Canada M5S 1A7
³⁵University of Michigan, Ann Arbor, Michigan 48109, USA
³⁶Michigan State University, East Lansing, Michigan 48824, USA
³⁷Institution for Theoretical and Experimental Physics, ITEP, Moscow 117259, Russia
³⁸University of New Mexico, Albuquerque, New Mexico 87131, USA
³⁹Northwestern University, Evanston, Illinois 60208, USA
⁴⁰The Ohio State University, Columbus, Ohio 43210, USA
⁴¹Okayama University, Okayama 700-8530, Japan
⁴²Osaka City University, Osaka 588, Japan
⁴³University of Oxford, Oxford OX1 3RH, United Kingdom
⁴⁴University of Padova, Istituto Nazionale di Fisica Nucleare, Sezione di Padova-Trento, I-35131 Padova, Italy
⁴⁵LPNHE, Universite Pierre et Marie Curie/IN2P3-CNRS, UMR7585, Paris, F-75252 France
⁴⁶University of Pennsylvania, Philadelphia, Pennsylvania 19104, USA
⁴⁷Istituto Nazionale di Fisica Nucleare Pisa, Universities of Pisa, Siena and Scuola Normale Superiore, I-56127 Pisa, Italy
⁴⁸University of Pittsburgh, Pittsburgh, Pennsylvania 15260, USA
⁴⁹Purdue University, West Lafayette, Indiana 47907, USA
⁵⁰University of Rochester, Rochester, New York 14627, USA
⁵¹The Rockefeller University, New York, New York 10021, USA
⁵²Istituto Nazionale di Fisica Nucleare, Sezione di Roma 1, University of Rome "La Sapienza," I-00185 Roma, Italy
⁵³Rutgers University, Piscataway, New Jersey 08855, USA
⁵⁴Texas A & M University, College Station, Texas 77843, USA
⁵⁵Istituto Nazionale di Fisica Nucleare, University of Trieste/ Udine, Italy
⁵⁶University of Tsukuba, Tsukuba, Ibaraki 305, Japan
⁵⁷Tufts University, Medford, Massachusetts 02155, USA
⁵⁸Waseda University, Tokyo 169, Japan
⁵⁹Wayne State University, Detroit, Michigan 48201, USA
⁶⁰University of Wisconsin, Madison, Wisconsin 53706, USA
⁶¹Yale University, New Haven, Connecticut 06520, USA
 (Received 29 August 2006; published 15 February 2007)

We report an upper limit on the fraction of $V + A$ current, f_{V+A} , in top-quark decays, using approximately 700 pb^{-1} of $p\bar{p}$ collisions at $\sqrt{s} = 1.96 \text{ TeV}$ acquired by the upgraded Collider Detector at Fermilab. For the decay $t \rightarrow Wb \rightarrow \ell\nu b$ (where $\ell = e$ or μ), the invariant mass of the charged lepton and the bottom quark jet is sensitive to the polarization of the W boson. We determine $f_{V+A} = -0.06 \pm 0.25$ given a top-quark mass of $175 \text{ GeV}/c^2$. We set an upper limit on f_{V+A} of 0.29 at the 95% confidence level, an improvement by a factor of 2 on the previous best direct limit.

DOI: [10.1103/PhysRevLett.98.072001](https://doi.org/10.1103/PhysRevLett.98.072001)

PACS numbers: 13.85.-t, 12.15.Ji, 12.38.Qk, 13.88.+e

The decay of the top-quark, the most massive fundamental particle observed by experiment [1,2], is particularly interesting as a direct probe of the charged current weak interaction at the highest energy scale presently available. In the standard model, the spin- $\frac{1}{2}$ top-quark decays via the charged current weak interaction to a spin-1 W^+ boson and a spin- $\frac{1}{2}$ b quark [3], with a branching fraction above 99% and width $\Gamma_t = 1.4 \text{ GeV}$ [4] for a

top-quark mass of $175 \text{ GeV}/c^2$. The lifetime of the top-quark, $\hbar/\Gamma_t \sim 5 \times 10^{-25} \text{ s}$, is an order of magnitude shorter than the typical strong interaction time scale for binding of quarks into hadrons, $\hbar/\Lambda_{\text{QCD}} \sim 3 \times 10^{-24} \text{ s}$. Therefore, the top-quark decays before hadronization, and the spin information is directly transferred to the decay products. In the limit $m_b \rightarrow 0$, the pure $V - A$ theory of the weak interaction predicts that the b quark has left-handed

($-1/2$) polarization (helicity), and the W^+ boson can only have either longitudinal (zero) or left-handed (-1) polarization. The right-handed ($+1$) polarization is forbidden. The fraction f^0 of W^+ bosons with longitudinal polarization is predicted at leading order in perturbation theory to be $f^0 = m_t^2/(2m_W^2 + m_t^2) = 0.70$ [5]. The nonzero b quark mass and the higher-order QCD and electroweak radiative corrections modify these predictions below the 1% level [6,7]. However, the presence of non-standard-model couplings in the tWb vertex could significantly modify the polarization of the top-quark decay products [5,8–10]. Previous results have either been limited by the small statistics of the top-quark samples [11–14] or have only set indirect limits [15].

In this Letter, we search for a $V + A$ current in top-quark decay, while assuming that the $t\bar{t}$ production mechanism is in agreement with the standard model prediction. We further assume the absence of couplings from magnetic moment interactions in the tWb interaction, so that f^0 is unchanged from 0.70 [5]. Then, the $V + A$ fraction f_{V+A} is related to the fraction f^+ of right-handed W^+ bosons by $f_{V+A} = f^+/(1 - f^0)$, and the $V - A$ fraction $f_{V-A} \equiv 1 - f_{V+A}$ is related to the fraction f^- of left-handed W^+ bosons by $f_{V-A} = f^-/(1 - f^0)$. The W^+ boson polarization can be inferred from the angular distribution of the charged lepton [16] in the decay $W^+ \rightarrow \ell^+ \nu$,

$$\frac{1}{\Gamma} \frac{d\Gamma}{d\cos\theta} = \frac{3}{4}(1 - \cos^2\theta)f^0 + \frac{3}{8}(1 - \cos\theta)^2f^- + \frac{3}{8}(1 + \cos\theta)^2f^+,$$

where the angle θ is the polar angle of the charged lepton in the rest frame of the W^+ boson. The z -axis is defined to be the direction of motion of the W^+ boson in the rest frame of the top-quark. We use the observable $M_{\ell b}^2$, the square of the invariant mass of the charged lepton and the jet from the b quark, which is related to $\cos\theta$ by

$$M_{\ell b}^2 \simeq \frac{1}{2}(m_t^2 - m_W^2)(1 + \cos\theta).$$

The relation is exact in the limit $m_b \rightarrow 0$.

This search is based on a data set with an integrated luminosity of approximately 700 pb^{-1} acquired by the Collider Detector at Fermilab (CDF II) [17] from $p\bar{p}$ collisions at $\sqrt{s} = 1.96 \text{ TeV}$. We study three independent data samples enriched in $t\bar{t}$ events. Two of the data samples are in the lepton + jets channel, with $t\bar{t} \rightarrow W^+bW^-\bar{b}$ events where one of the W bosons decays hadronically and the other leptonically. The lepton + jets event selection requires one isolated lepton with $E_T > 20 \text{ GeV}$, $\cancel{E}_T > 20 \text{ GeV}$ [18], at least three jets with $E_T > 15 \text{ GeV}$, and one or two b -tagged jets. More details on the selection, the b -tagging procedure, and the sample composition can be found in Ref. [19]. We model the hard $t\bar{t}$ process with the Monte Carlo (MC) event generator ALPGEN [20] with

CTEQ5L [21] parton densities and PYTHIA [22] for hadronization, under the assumption that the top-quark mass is $175 \text{ GeV}/c^2$. We simulate the detector response using GEANT [23,24]. For $t\bar{t}$ production with $V - A$ top-quark decay, we estimate a selection efficiency, including the branching fraction, of $\mathcal{A}_{V-A} = 3.4\%(1.2\%)$ for events with one (two) b -tagged jets. Because of the lower average p_T of the charged lepton for $V - A$, this is a factor 0.92 below the efficiency for $V + A$.

For the lepton + jets sample with a single b -tagged jet, the b -tagged jet is from the same top-quark decay as the charged lepton in approximately half of the $t\bar{t}$ events. The background $M_{\ell b}^2$ distribution is a combination of 85% $W + \text{jets}$, modeled by ALPGEN $Wb\bar{b}$, and 15% multijet events, modeled by nonisolated lepton + jets data events. Background-dominated data samples with only one jet or only two jets are consistent, in terms of both the rate and the shape of the $M_{\ell b}^2$ distribution, with our model of the background. In 695 pb^{-1} , we observe 304 candidates with a total expected background of 88 ± 11 events.

For the lepton + jets sample with two b -tagged jets, the two possible $M_{\ell b}^2$ values of the charged lepton with either the highest or the second highest E_T b -tagged jet are used to construct a 2-D distribution. In this way, we keep both the correct and incorrect combinations, and account for their correlation. The background is modeled by ALPGEN $Wb\bar{b}$; here the multijet background is negligible. Nonuniform binning was applied in the 2-D $M_{\ell b}^2$ distributions in order to ensure sufficient MC events in each bin. In 695 pb^{-1} , we find 75 candidates with a total expected background of 9 ± 2 events.

The third sample is in the dilepton channel, with $t\bar{t} \rightarrow W^+bW^-\bar{b}$ events where both W bosons decay leptonically. The dilepton event selection requires two identified leptons with opposite electric charge and $E_T > 20 \text{ GeV}$, $\cancel{E}_T > 25 \text{ GeV}$, and at least two jets with $E_T > 15 \text{ GeV}$. More details on the selection and the sample composition can be found in Ref. [25]. For $t\bar{t}$ production with $V - A$ top-quark decay, modeled by ALPGEN as described above, we estimate a selection efficiency, including the branching fraction, of $\mathcal{A}_{V-A} = 0.72\%$, a factor 0.88 below the efficiency for $V + A$. The two possible $M_{\ell b}^2$ values for a charged lepton with either the highest or the second highest E_T jet, assumed to be produced by the fragmentation of the b quarks, are used to construct a 2-D distribution. As we can reconstruct $M_{\ell b}^2$ from the top-quark decay and from the anti-top-quark decay, we make one entry for each charged lepton. The effect of the correlation between the spins of the top-quark and the anti-top-quark is negligible here. Again, nonuniform binning in the 2-D $M_{\ell b}^2$ distributions is applied. The background $M_{\ell b}^2$ distribution is the combination of three background types: approximately 50% from $Z/\gamma^* \rightarrow \ell^+\ell^-$ with associated jets, 30% from $W \rightarrow \ell\nu$ with associated jets where a jet is misidentified as a lepton, and 20% from massive diboson pairs, WW/WZ . The Z/γ^*

and diboson background $M_{\ell b}^2$ distributions are modeled by ALPGEN. The misidentified lepton background is based on inclusive lepton trigger data where the second lepton is instead a jet (charged particle track) weighted by a probability for misidentification as an electron (muon). A background-dominated data sample with only one jet is consistent, in terms of both the rate and the shape of the $M_{\ell b}^2$ distribution, with our model of the background. In 750 pb^{-1} , we observe 64 candidates (12 ee , 24 $\mu\mu$, and 28 $e\mu$) with a total estimated background of 20 ± 4 events.

The fraction f_{V+A} is estimated by comparing the $M_{\ell b}^2$ distribution in data with parent $M_{\ell b}^2$ distributions for $t\bar{t}$ production with $V - A$ top-quark decay ($f_{V+A} = 0.0$), $t\bar{t}$ production with $V + A$ top-quark decay ($f_{V+A} = 1.0$), and backgrounds. A binned log likelihood fit procedure is used to extract the parameter of interest, f_{V+A} . We represent the imperfectly known accepted background cross section for each sample, σ_{bg} , and the $t\bar{t}$ cross section [26,27], $\sigma_{t\bar{t}}$, by nuisance parameters. The analytic expression for the likelihood for each sample,

$$\mathcal{L} = \left[\prod_{i=0}^N P(n_i, \mu_i) \right] G(\sigma_{bg}, \delta_{\sigma_{bg}}) G(\sigma_{t\bar{t}}, \delta_{\sigma_{t\bar{t}}}), \quad (1)$$

is the product over all N bins in $M_{\ell b}^2$ of the Poisson probabilities of observing n_i entries in a given bin i , where the average expected bin content is μ_i , and the Gaussian constraints on the estimated background and the predicted $t\bar{t}$ production cross sections, as shown in Table I. The μ_i are given by

$$\mu_i = N^{\text{data}} [x_{V+A} \hat{T}_{V+A}^i + x_{V-A} \hat{T}_{V-A}^i + x_{bg} \hat{T}_{bg}^i], \quad (2)$$

$$x_{V+A} = \frac{f_{V+A} \mathcal{A}_{V+A} \sigma_{t\bar{t}}}{\sigma_{bg} + \sigma_{t\bar{t}} [\mathcal{A}_{V+A} f_{V+A} + \mathcal{A}_{V-A} (1 - f_{V+A})]}, \quad (3)$$

$$x_{V-A} = \frac{(1 - f_{V+A}) \mathcal{A}_{V-A} \sigma_{t\bar{t}}}{\sigma_{bg} + \sigma_{t\bar{t}} [\mathcal{A}_{V+A} f_{V+A} + \mathcal{A}_{V-A} (1 - f_{V+A})]}, \quad (4)$$

$$x_{bg} = \frac{\sigma_{bg}}{\sigma_{bg} + \sigma_{t\bar{t}} [\mathcal{A}_{V+A} f_{V+A} + \mathcal{A}_{V-A} (1 - f_{V+A})]}. \quad (5)$$

Here, N^{data} is the total number of observed events for the

TABLE I. The input values for the nuisance parameters and the values from the best fit to the combined samples.

Nuisance parameter	Input (pb)	Fit (pb)
$\sigma_{t\bar{t}}$	6.7 ± 1.0	7.3 ± 0.9
σ_{bg} lepton + jets 1 b -tag	0.156 ± 0.017	0.154 ± 0.016
σ_{bg} lepton + jets 2 b -tag	0.013 ± 0.002	0.013 ± 0.002
σ_{bg} dilepton	0.026 ± 0.006	0.022 ± 0.006

sample. The x_{V+A} , x_{V-A} , and x_{bg} are the fractions of $t\bar{t}$ production with $V + A$ top-quark decay, $t\bar{t}$ production with $V - A$ top-quark decay, and background, respectively. The \hat{T}_{V+A}^i , \hat{T}_{V-A}^i , and \hat{T}_{bg}^i are the probabilities for an event to occupy bin i of the corresponding $M_{\ell b}^2$ distribution. Note that $\sum_i \hat{T}^i = 1.0$. The combined likelihood is the product of the likelihoods of the three samples, but with one common Gaussian constraint on the $t\bar{t}$ cross section.

The robustness of the fitting procedure has been tested with MC simulated experiments. For a given experiment and a particular sample, the number of observed data events is distributed in three categories ($t\bar{t}$ production with $V + A$ top-quark decay, $t\bar{t}$ production with $V - A$ top-quark decay, and background) according to their expected fractions from Eqs. (3)–(5). For each category, the events are generated from the relevant $M_{\ell b}^2$ parent distribution. The hypotheses that $f_{V+A} = 0.0, 0.1, \dots, 1.0$ are studied for 2000 experiments for all samples combined, as well for the three samples separately. In all cases, the fit is unbiased and stable. We find an expected statistical uncertainty of 0.22 on f_{V+A} for the combined case, 0.27 for all lepton + jets events, with 0.35 for one b -tagged jet and 0.41 for two b -tagged jets, and 0.46 for dilepton events. In all cases, this includes a small component (≤ 0.02) due to the uncertainties on the background and $t\bar{t}$ cross sections.

The maximum likelihood fit to the lepton + jets sample yields a value of $f_{V+A} = 0.21 \pm 0.28$, with $f_{V+A} = 0.16 \pm 0.36$ for the subset of events with one b -tagged jet and $f_{V+A} = 0.28 \pm 0.44$ for the subset of events with two b -tagged jets. For the dilepton sample, we obtain $f_{V+A} = -0.64 \pm 0.37$. The probability to obtain a value smaller than the dilepton result is 10% for the hypothesis $f_{V+A} = 0$. The lepton + jets and dilepton results are compatible at about 1.8 standard deviations.

The estimates of the systematic uncertainties on the measured value for f_{V+A} are shown in Table II for all samples combined. The leading sources of systematic uncertainty arise from uncertainties on the measured jet energy [28], the background shape and normalization, and limited MC statistics. All systematic uncertainties

TABLE II. The systematic uncertainties on the measurement of f_{V+A} for all samples combined.

Source	Uncertainty
Jet energy	0.10
Background modeling	0.04
MC statistics	0.04
Initial/Final state QCD radiation	0.02
Multiple $p\bar{p}$ interactions	0.02
b -tag efficiency (E_T)	0.02
MC generator	0.01
Parton densities	0.01
Total	0.12

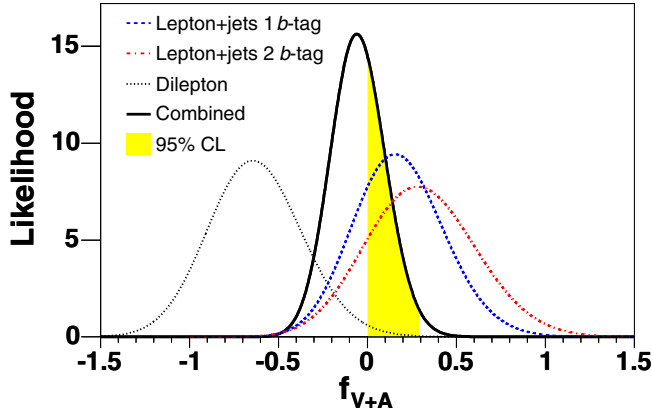


FIG. 1 (color online). Likelihood distribution [see Eq. (1)] for the lepton + jets and dilepton data samples separately and combined.

are evaluated at $f_{V+A} = 0$; we find the dominant uncertainty is insensitive to the value of f_{V+A} . We quote our result at a top-quark mass value of $175 \text{ GeV}/c^2$, where the dependence of the measurement (upper limit) for f_{V+A} is $\pm 0.07(\pm 0.06)$ for a $\mp 2 \text{ GeV}/c^2$ shift in top-quark mass. Note that many of the above sources of systematic uncertainty also contribute significantly to the systematic uncertainty on the measurement of the top-quark mass [29].

Combining all samples, the result for the fraction of $V + A$ current in top-quark decay is

$$f_{V+A} = -0.06 \pm 0.22(\text{stat}) \pm 0.12(\text{syst}).$$

This value is in agreement with the standard model. Table I summarizes the fitted values for the nuisance parameters. The likelihood distribution is shown in Fig. 1 for the combined sample as well as for each individual sample. The good agreement in the $M_{\ell b}^2$ distribution between data and the best fit result for f_{V+A} from the combined sample is shown in Figs. 2–4, where the highest bins also contain

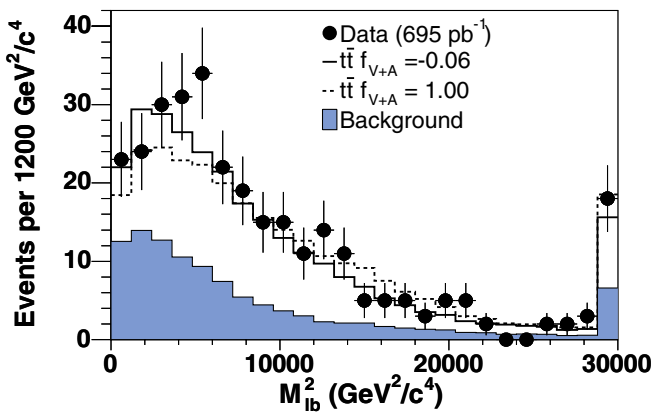


FIG. 2 (color online). The $M_{\ell b}^2$ distribution for the lepton + jets sample with one b -tagged jet. For $f_{V+A} = -0.06$, the χ^2 probability is 69%.

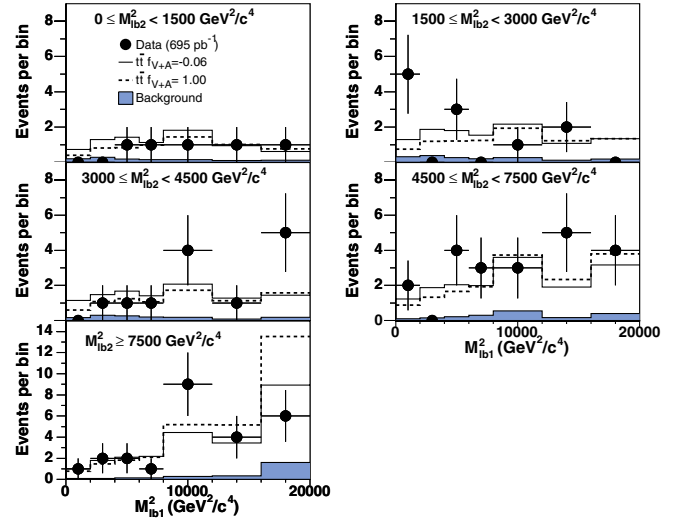


FIG. 3 (color online). The $M_{\ell b1}^2$ distribution for the charged lepton and the highest E_T b -tagged jet, in five regions of $M_{\ell b2}^2$ for the charged lepton and the second highest E_T b -tagged jet, for the lepton + jets sample with two b -tagged jets. For $f_{V+A} = -0.06$, the χ^2 probabilities are 92%, 3%, 10%, 18%, and 47% in order of increasing $M_{\ell b2}^2$.

overflow entries. For comparison, $f_{V+A} = 1.00$ is also shown.

In the absence of a signal, we evaluate an upper limit on f_{V+A} using a Bayesian approach. The profile likelihood function is first determined as a function of f_{V+A} , multiplied by a prior flat between 0.0 and 1.0, and normalized to yield the posterior distribution for f_{V+A} . The upper limit at 95% confidence level (C.L.) is formed by integrating the posterior from zero to the value of f_{V+A} that yields 0.95 for the integral. We verified that this approach yields proper frequentist coverage for $f_{V+A} \leq 0.3$; a small correction, derived by the Neyman construction, would be applied to any upper limit greater than 0.3 to restore coverage in the

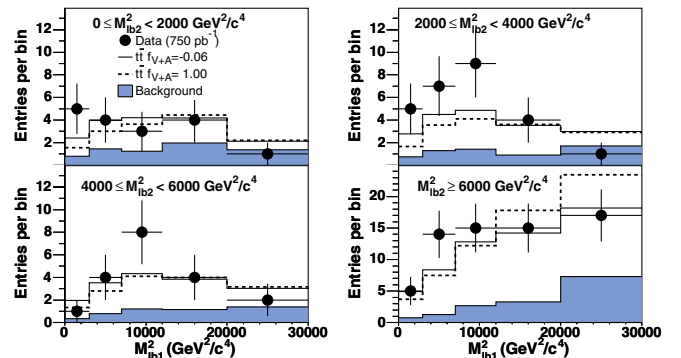


FIG. 4 (color online). The $M_{\ell b1}^2$ distribution for a charged lepton and the highest E_T jet, in four regions of $M_{\ell b2}^2$ for a charged lepton and the second highest E_T jet, for the dilepton sample. There are two entries per event, one for each lepton. For $f_{V+A} = -0.06$, the χ^2 probabilities are 58%, 14%, 54%, and 51% in order of increasing $M_{\ell b2}^2$.

region $f_{V+A} > 0.3$. From MC simulated experiments for the standard model case where $f_{V+A} = 0$, the median upper limit is 0.38 and 68% of experiments set an upper limit between 0.2 and 0.6.

Combining all samples, we set an upper limit on the fraction of $V + A$ current in top-quark decay of

$$f_{V+A} < 0.29 \quad \text{at 95\% C.L.}$$

This is an improvement by a factor of 2 on the previous best direct limit [11]. In terms of the fraction of right-handed W^+ bosons, our results are $f^+ = -0.02 \pm 0.07(\text{stat}) \pm 0.04(\text{syst})$ and $f^+ < 0.09$ at 95% C.L.

We thank the Fermilab staff and the technical staffs of the participating institutions for their vital contributions. This work was supported by the U.S. Department of Energy and National Science Foundation; the Italian Istituto Nazionale di Fisica Nucleare; the Ministry of Education, Culture, Sports, Science and Technology of Japan; the Natural Sciences and Engineering Research Council of Canada; the National Science Council of the Republic of China; the Swiss National Science Foundation; the A.P. Sloan Foundation; the Bundesministerium für Bildung und Forschung, Germany; the Korean Science and Engineering Foundation and the Korean Research Foundation; the Particle Physics and Astronomy Research Council and the Royal Society, UK; the Institut National de Physique Nucleaire et Physique des Particules/CNRS; the Russian Foundation for Basic Research; the Comisión Interministerial de Ciencia y Tecnología, Spain; the European Community's Human Potential Programme under contract No. HPRN-CT-2002-00292; and the Academy of Finland.

^aVisiting scientist from the University of Athens.

^bVisiting scientist from the University of Bristol.

^cVisiting scientist from the University Libre de Bruxelles.

^dVisiting scientist from Cornell University.

^eVisiting scientist from the University of Cyprus.

^fVisiting scientist from the University of Dublin.

^gVisiting scientist from the University of Edinburgh.

^hVisiting scientist from the University of Heidelberg.

ⁱVisiting scientist from the Universidad Iberoamericana.

^jVisiting scientist from the University of Manchester.

^kVisiting scientist from the Nagasaki Institute of Applied Science.

^lVisiting scientist from the University de Oviedo.

^mVisiting scientist from the University of London, Queen Mary and Westfield College.

ⁿVisiting scientist from the Texas Tech University.

^oVisiting scientist from the IFIC (CSIC-Universitat de Valencia).

[1] F. Abe *et al.* (CDF Collaboration), Phys. Rev. Lett. **74**, 2626 (1995).

- [2] S. Abachi *et al.* (D0 Collaboration), Phys. Rev. Lett. **74**, 2632 (1995).
- [3] Charge conjugate decays, with replacement of left-handed by right-handed polarization, are implicit.
- [4] M. Jezabek and J.H. Kuhn, Nucl. Phys. B **314**, 1 (1989).
- [5] G.L. Kane, G.A. Ladinsky, and C.P. Yuan, Phys. Rev. D **45**, 124 (1992).
- [6] M. Fischer, S. Groote, J.G. Korner, and M.C. Mauser, Phys. Rev. D **63**, 031501(R) (2001).
- [7] H.S. Do, S. Groote, J.G. Korner, and M.C. Mauser, Phys. Rev. D **67**, 091501(R) (2003).
- [8] M.A.B. Beg, R.V. Budny, R. Mohapatra, and A. Sirlin, Phys. Rev. Lett. **38**, 1252 (1977).
- [9] G. Triantaphyllou, J. Phys. G **26**, 99 (2000).
- [10] D. Choudhury, T.M.P. Tait, and C.E.M. Wagner, Phys. Rev. D **65**, 053002 (2002).
- [11] D. Acosta *et al.* (CDF Collaboration), Phys. Rev. D **71**, 031101 (2005).
- [12] A. Abulencia *et al.* (CDF Collaboration), Phys. Rev. D **73**, 111103 (2006).
- [13] V.M. Abazov *et al.* (D0 Collaboration), Phys. Lett. B **617**, 1 (2005).
- [14] V.M. Abazov *et al.* (D0 Collaboration), Phys. Rev. D **72**, 011104(R) (2005).
- [15] F. Larios, M.A. Perez, and C.P. Yuan, Phys. Lett. B **457**, 334 (1999).
- [16] We use lepton to denote an electron or a muon.
- [17] D. Acosta *et al.* (CDF Collaboration), Phys. Rev. D **71**, 032001 (2005).
- [18] We use a cylindrical coordinate system where the z axis is along the proton beam direction and θ is the polar angle. Pseudorapidity is $\eta = -\text{Intan}(\theta/2)$, while transverse momentum is $p_T = |p| \sin\theta$, and transverse energy is $E_T = E \sin\theta$. Missing transverse energy, \cancel{E}_T , is defined as the magnitude of $-\sum_i E_T^i \hat{n}_i$, where \hat{n}_i is the unit vector in the azimuthal plane that points from the beam line to the i th calorimeter tower.
- [19] D. Acosta *et al.* (CDF Collaboration), Phys. Rev. D **71**, 052003 (2005).
- [20] M.L. Mangano *et al.*, J. High Energy Phys. 0307, 001 (2003).
- [21] H.L. Lai *et al.* (CTEQ Collaboration), Eur. Phys. J. C **12**, 375 (2000).
- [22] T. Sjostrand *et al.*, Comput. Phys. Commun. **135**, 238 (2001).
- [23] E. Gerchtein and M. Paulini, in *Proceedings of 2003 Conference for Computing in High-Energy and Nuclear Physics (CHEP 03)*, eConf C0303241, TUMT005 (CHEP, La Jolla, California, 2003).
- [24] R. Brun *et al.*, CERN Report No. CERN-DD/EE/84-1, 1987.
- [25] D. Acosta *et al.* (CDF Collaboration), Phys. Rev. Lett. **93**, 142001 (2004).
- [26] M. Cacciari *et al.*, J. High Energy Phys. 404, 68 (2004).
- [27] N. Kidonakis and R. Vogt, Phys. Rev. D **68**, 114014 (2003).
- [28] A. Bhatti *et al.*, Nucl. Instrum. Methods Phys. Res., Sect. A **566**, 375 (2006).
- [29] W.M. Yao *et al.*, J. Phys. G **33**, 1 (2006).