

This item is the archived peer-reviewed author-version of:

Survival after out-of-hospital cardiac arrest in Europe : results of the EuReCa TWO study


Reference:

Graesner Jan-Thorsten, Wnent Jan, Herlitz Johan, Perkins Gavin D., Lefering Rolf, Tjelmeland Ingvild, Koster Rudolph W., Masterson Siobhan, Rossell-Ortiz Fernando, Maurer Holger, ...- Survival after out-of-hospital cardiac arrest in Europe : results of the EuReCa TWO study
Resuscitation - ISSN 0300-9572 - 148(2020), p. 218-226
Full text (Publisher's DOI): <https://doi.org/10.1016/J.RESUSCITATION.2019.12.042>
To cite this reference: <https://hdl.handle.net/10067/1677200151162165141>

Journal Pre-proof

Survival after out-of-hospital cardiac arrest in Europe - results of the EuReCa TWO study

Jan-Thorsten Gräsner, Jan Wnent, Johan Herlitz, Gavin D. Perkins, Rolf Lefering, Ingvild Tjelmeland, Rudolph W. Koster, Siobhán Masterson, Fernando Rossell-Ortiz, Holger Maurer, Bernd W. Böttiger, Maximilian Moertl, Pierre Mols, Hajriz Alihodžić, Irzal Hadžibegović, Marios Ioannides, Anatolij Truhlář, Mads Wissenberg, Ari Salo, Josephine Escutnaire, Nikolaos Nikolaou, Eniko Nagy, Berghor Steinn Jonsson, Peter Wright, Federico Semeraro, Carlo Clarens, Steffie Beesems, Grzegorz Cebula, Vitor H Correia, Diana Cimpoesu, Violetta Raffay, Stefan Trenkler, Andrej Markota, Anneli Strömsöe, Roman Burkart, Scott Booth, Leo Bossaert



PII: S0300-9572(20)30046-0

DOI: <https://doi.org/10.1016/j.resuscitation.2019.12.042>

Reference: RESUS 8387

To appear in: *Resuscitation*

Received Date: 31 August 2019

Revised Date: 7 December 2019

Accepted Date: 22 December 2019

Please cite this article as: Gräsner J-Thorsten, Wnent J, Herlitz J, Perkins GD, Lefering R, Tjelmeland I, Koster RW, Masterson S, Rossell-Ortiz F, Maurer H, Böttiger BW, Moertl M, Mols P, Alihodžić H, Hadžibegović I, Ioannides M, Truhlář A, Wissenberg M, Salo A, Escutnaire J, Nikolaou N, Nagy E, Jonsson BS, Wright P, Semeraro F, Clarens C, Beesems S, Cebula G, Correia VH, Cimpoesu D, Raffay V, Trenkler S, Markota A, Strömsöe A, Burkart R, Booth S, Bossaert L, Survival after out-of-hospital cardiac arrest in Europe - results of the EuReCa TWO study, *Resuscitation* (2020), doi: <https://doi.org/10.1016/j.resuscitation.2019.12.042>

This is a PDF file of an article that has undergone enhancements after acceptance, such as the addition of a cover page and metadata, and formatting for readability, but it is not yet the definitive version of record. This version will undergo additional copyediting, typesetting and review before it is published in its final form, but we are providing this version to give early visibility of the article. Please note that, during the production process, errors may be discovered which could affect the content, and all legal disclaimers that apply to the journal pertain.

© 2019 Published by Elsevier.

Survival after out-of-hospital cardiac arrest in Europe - results of the EuReCa TWO study

Jan-Thorsten Gräsner^{1,2#}, Jan Wnent^{1,2,3#}, Johan Herlitz⁴, Gavin D. Perkins^{5,6}, Rolf Lefering⁷,
Ingvild Tjelmeland^{8,1}, Rudolph W. Koster⁹, Siobhán Masterson¹⁰, Fernando Rossell-Ortiz¹¹,
Holger Maurer¹², Bernd W. Böttiger^{13,43}, Maximilian Moertl¹⁴, Pierre Mols¹⁵, Hajriz
Alihodžić¹⁶, Irzal Hadžibegović¹⁷, Marios Ioannides¹⁸, Anatolij Truhlář^{19,20}, Mads
Wissenberg²¹, Ari Salo²², Josephine Escutnaire²³, Nikolaos Nikolaou²⁴, Eiko Nagy²⁵, Bergthor
Steinn Jonsson²⁶, Peter Wright²⁷, Federico Semeraro²⁸, Carlo Clarens²⁹, Steffie Beesems³⁰,
Grzegorz Cebula³¹, Vitor H Correia³², Diana Cimpoesu³³, Violetta Raffay³⁴, Stefan Trenkler³⁵,
Andrej Markota^{36,37}, Anneli Strömsöe^{38,39,40}, Roman Burkart⁴¹, Scott Booth⁵, Leo Bossaert^{42,43}

1. University-Hospital Schleswig-Holstein, Institute for Emergency Medicine, Kiel, Germany
2. University-Hospital Schleswig-Holstein, Department of Anesthesiology and Intensive Care Medicine, Kiel, Germany
3. University of Namibia, School of Medicine, Windhoek, Namibia
4. Prehospiten-Centre for Prehospital Research, Faculty of Caring Science, Work-Life and Social Welfare, University of Borås, Borås, Sweden
5. Warwick Clinical Trials Unit, Warwick Medical School, University of Warwick, Coventry, United Kingdom
6. University Hospitals Birmingham NHS Foundation Trust, Birmingham, United Kingdom.
7. Institut für Forschung in der Operativen Medizin (IFOM), Abteilung Statistik und Registerforschung, Universität Witten/Herdecke, Germany
8. Oslo university hospital, Division of prehospital services, Norway

9. Department of Cardiology, Amsterdam UMC, location Academic Medical Center, Amsterdam, the Netherlands
10. Discipline of General Practice, National University of Ireland Galway (on behalf of the Out-of-Hospital Cardiac Arrest Register (OHCAR)) and the HSE National Ambulance Service, Ireland
11. Empresa Pública de Emergencias Sanitarias de Andalucía, Spain
12. University Hospital Schleswig-Holstein, Department of Anesthesiology and Intensive Care Medicine, Lübeck, Germany
13. Professor and Head of the Department of Anaesthesiology and Intensive Care Medicine University Hospital of Cologne
14. Department of Anaesthesia and Intensive Care, Universitätsklinik Innsbruck, Innsbruck, Austria
15. Centre Hospitalier Universitaire Saint-Pierre, Université Libre de Bruxelles, Belgium
16. Emergency medical service, Public Institution Health Centre 'Dr. Mustafa Šehović' and Faculty of medicine, University of Tuzla, Tuzla, Bosnia and Herzegovina
17. University Hospital Dubrava Zagreb, Faculty of dental medicine and health, Josip Juraj Strossmayer University Osijek, Croatia
18. Nicosia General Hospital, Cyprus
19. Emergency Medical Services of the Hradec Králové Region, Hradec Králové, Czech Republic
20. Department of Anaesthesiology and Intensive Care Medicine, University Hospital Hradec Králové, Hradec Králové, Czech Republic
21. Emergency Medical Services Copenhagen, University of Copenhagen, Denmark

22. Emergency Medical Services, Department of Emergency Medicine, Helsinki University Hospital and University of Helsinki, Helsinki, Finland
23. Univ. Lille, CHU Lille, EA 2694 – Santé Publique: épidémiologie et qualité des soins, F-59000 Lille, France
24. Cardiology Department and ICCU, Konstantopouleio General Hospital, Athens, Greece
25. Hungarian Resuscitation Council, Emergency Department University of Szeged, Hungary
26. Department of Emergency Medicine, Mayo Clinic College of Medicine, Rochester, Minnesota, USA
27. HSE National Ambulance Service and National University of Ireland Galway, Ireland
28. Department of Anaesthesia, Intensive Care and Emergency Medical Services, Ospedale Maggiore, Bologna, Italy
29. Secretary of Luxembourg Resuscitation Council, Luxembourg
30. Amsterdam UMC, Academic Medical Center, Heart Center, Department of Cardiology, Amsterdam, The Netherlands
31. Jagiellonian University Medical College, Faculty of Medicine, Department of Medical Education, Poland
32. Emergency Medical Service - SEMER/EMIR, Funchal, Portugal
33. University of Medicine and Pharmacy Gr.T. Popa Iasi, Emergency Department, Emergency County Hospital Sf. Spiridon, Iasi, Romania
34. Serbian Resuscitation Council, Novi Sad, Serbia
35. P. J. Safarik University, Medical Faculty, L. Pasteur University Hospital, Department of Anaesthesiology and Intensive Medicine, Kosice, Slovakia

36. Medical Intensive Care Unit, University Medical Centre Maribor, Maribor, Slovenia
37. Slovenian Resuscitation Council, Slovenian Society for Emergency Medicine, Ljubljana, Slovenia
38. Department of Prehospital Care, County Council of Dalarna, Falun, Sweden
39. Centre for Clinical Research, Falun, Dalarna, Sweden
40. School of Education, Health and Social Studies, Dalarna University, Falun, Sweden
41. Interassociation of Rescue Services, Bern, Switzerland
42. University of Antwerp, Antwerp, Belgium
43. European Resuscitation Council (ERC), Niel, Belgium

Both authors are contributing equally

Corresponding author:

Jan-Thorsten Gräsner, MD FERC

University Hospital Schleswig-Holstein

Institute for Emergency Medicine

Arnold-Heller-Str. 3, Building 808

24105 Kiel

Germany

Jan-Thorsten.Graesner@uksh.de

+49-431/500-31501

Abstract:

Background: The epidemiology and outcome after out-of-hospital cardiac arrest (OHCA) varies across Europe. Following on from EuReCa ONE, the aim of this study was to further explore the incidence of and outcomes from OHCA in Europe and to improve understanding of the role of the bystander.

Methods: This prospective, multicentre study involved the collection of registry-based data over a three-month period (1st October 2017 to 31st December 2017). The core study dataset complied with the Utstein-style. Primary outcomes were return of spontaneous circulation (ROSC) and survival to hospital admission. Secondary outcome was survival to hospital discharge.

Results: All 28 countries provided data, covering a total population of 178,879,118. A total of 37,054 OHCA were confirmed, with CPR being started in 25,171 cases. The bystander cardiopulmonary resuscitation (CPR) rate ranged from 13% to 82% between countries (average: 58%). In one third of cases (33%) ROSC was achieved and 8% of patients were discharged from hospital alive. Survival to hospital discharge was higher in patients when a bystander performed CPR with ventilations, compared to compression-only CPR (14% vs. 8% respectively).

Conclusion: In addition to increasing our understanding of the role of bystander CPR within Europe, EuReCa TWO has confirmed large variation in OHCA incidence, characteristics and outcome, and highlighted the extent to which OHCA is a public health burden across Europe. Unexplained variation remains and the EuReCa network has a continuing role to play in improving the quality management of resuscitation.

Keywords: Out-of-hospital cardiac arrest, European Registry of cardiac arrest, bystander

CPR, outcome after OHCA, resuscitation

Journal Pre-proof

Introduction

Sudden out of hospital cardiac arrest (OHCA) is the third leading cause of death in Europe [1]. The first European Registry of Cardiac Arrest project (EuReCa ONE) collected and analysed data across Europe on resuscitation events during October 2014. This revealed that more than half of patients with OHCA who are assessed by the Emergency Medical Services (EMS) received cardio-pulmonary resuscitation (CPR) either before or on arrival of the EMS. [1] Among such cases, survival to 30 days reached approximately 10%. [1] However, in previous studies covering European areas high survival rates are reported. [2, 3]

There are a number of well-known factors that influence outcome after OHCA. [4] The majority of these studies have shown that early initiation of CPR, and increased use of Automated External Defibrillators (AEDs) is associated with an improved chance of survival. [3, 5-9] While previous studies have tried to fill the knowledge gap regarding the OHCA epidemiology of cardiac arrest in Europe [1, 10, 11], EuReCa ONE was the first attempt to study OHCA epidemiology on a European scale, but data collection was limited to one month. The aim of EuReCa TWO is to further explore the epidemiology of OHCA by tripling the observation period (to three months), expanding the reach of the EuReCa network by involving more countries, and gaining a better understanding of the role of the bystander in a cohort of the population in 28 European countries.

Material and Methods

EuReCa TWO was an international, prospective, multi-centre study, for which data were collected from 1st October 2017 to 31st December 2017. Patients with OHCA were eligible for inclusion if they were attended by EMS regardless of performance or non-performance

of a resuscitation attempt, arrest aetiology, initial arrest rhythm, age, or gender. The core study dataset complied with the Utstein definitions. [12] In addition to the EuReCa ONE dataset the following study questions were added: age and gender of the bystander; date and time of arrival at scene; and death on scene (EuReCa TWO full dataset, Supplemental Table 1).

European registries that were able to provide at least the core data demanded in the dataset, were invited to participate in EuReCa TWO. Each participating country was represented by a National Coordinator (NC), who was responsible for ensuring consistency and uniformity of data to obtain comparable results across countries. [13] National datasets of patient-level anonymised data were uploaded onto a password-protected area of the EuReCa website, after which they were checked for completeness and logical errors. Results were then sent back to the NCs for final confirmation.

The EuReCa TWO study is registered with ClinicalTrials.gov (Registration Number: NCT03130088).

Statistical Analysis

Incidence rates for three months were calculated using the population covered, and extrapolated to incidence rates per 100,000 population per year. Descriptive analyses of patient demographics, case characteristics, bystander characteristics, treatment, and outcome variables were performed for the whole group and for each participating country. Outcome was described in a nested number of subgroups. Survival was derived from the status at 30 days, or hospital discharge. At each level of analysis some cases with missing

information were excluded from subsequent analyses (Figure 1). Supplemental Table 2 shows details of the proportion of missing cases.

Continuous variables were presented with mean and standard deviation (SD), or range and median with interquartile range (IQR). For selected variables 95% confidence intervals (CI 95) were calculated based on the Poisson distribution, specifically for national data based on a varying sample size.

Role of the funding source

The EuReCa TWO study was funded by the European Resuscitation Council (ERC) and the national resuscitation registries and institutes conducting the study. Funding for running the central data base and meetings of the Study Management Team was provided by the German Resuscitation Registry. The funding organisations had no influence on the data analysis or preparation of the manuscript.

Technical and administrative support was provided by the Study Management Team.

Members of the Scientific Committee had full access to the study data.

RESULTS

In the 28 participating European countries, data from regions covering 178,879,118 inhabitants were reported (Supplemental Table 3). Four countries reported data for the whole country while others covered from 3% to 94% of the total population. There were 38,585 suspected cardiac arrests reported of which 37,054 were confirmed. In 25,171 patients, resuscitation was started by a bystander or by the EMS. The proportion of cases

where resuscitation was commenced or continued by the EMS was 62.6%, ranging from 41% to 97% (Supplemental Table 2). Three countries reported only patients for whom resuscitation was started. The mean incidence rate of started resuscitations was 56 per 100,000 population per year, (range 27 to 91 per 100,000 population per year). Mean and median values and range of values between countries of important patient and system characteristics are shown in Table 1.

Patient characteristics

The mean age of the patients where resuscitation was started was 67.6 (SD 17.5) years, range 0-107 years (age distribution in Supplemental Figure 1), and 65% of patients were male (range 53% to 73%). Of those for whom CPR was not started, mean age was 71.5 years (SD 17.4). Between countries, the mean age where CPR was started ranged from 56 years to 75 years.

The aetiology and location of the cardiac arrest is summarised in supplemental Table 4. A presumed medical aetiology was reported in 91.1% of all cases. Most patients (70.2%) were at home or in a residence at the time of collapse. "School building" was documented as a location in ten countries, and less than five patients of the 23 cases with a cardiac arrest in schools were less than 17 years of age.

Witness and bystander CPR

Data on witness status was available for 94% of cases where CPR was started. Bystanders initiated CPR in 58% of cases (ranging from 13% to 82%, Supplemental Figure 2). When CPR was started by a bystander, the rate of return of spontaneous circulation (ROSC) and overall

survival to hospital discharge was better than when CPR was initiated by either a person sent to help or by the EMS (Table 2). Six countries with 4,503 cases did not report on the type of bystander CPR. Of the countries that reported this, data from 1,777 (22%) cases were missing. Of the cases for which the type of CPR was reported, 72% received chest compression only CPR and the others received chest compressions and ventilations. Those who received both chest compressions and ventilations had a significantly better survival to hospital discharge than those who only received chest compressions (14% vs. 8%; $p < 0.001$).

Age and gender of the patient and the rescuer was known in 31% of cases where bystander CPR was performed. In these cases 70% of patients and 57% of rescuers were males and their mean age was 66 and 47 years, respectively. In 84% of cases the rescuer was younger than the patient, but only a small minority of rescuers were younger than twenty years. In approximately one-fifth of the cases where cardiac arrest occurred at home, CPR was performed by a person of the opposite sex and of a similar age. (Figure 2)

Rhythm and defibrillation

The initial recorded rhythm was reported in 23,750 cases (94.4% of all cases). Of these, 4,792 (20%) had an initial shockable rhythm (range between countries 11% to 37%, Supplemental Figure 3). Date and time of the first shock was available for 2,804 patients with an initial shockable rhythm in whom CPR was started. The median time from call to first shock was 11 min (IQR 7 to 16 min; Supplemental Figure 4).

Outcomes

The outcomes of resuscitation are shown in Figure 1. The overall mean ROSC rate before transport was 33%, ranging from 8% to 42% (Supplemental Figure 5).

In patients where CPR was performed by EMS, 25% of patients were transported with ROSC, 11% were transported with ongoing CPR, and 64% were dead on scene and not transported to hospital (Figure 1).

Return of spontaneous circulation occurred in 58% in the shockable rhythm group and 26% in the non-shockable group. Overall survival to hospital discharge was 24% in the shockable group and 3% in the non-shockable group respectively.

For all patients for whom CPR was initiated and for whom survival status was available, 8% survived to hospital discharge (range 0% to 18%, Figure 3). Of the patients who were transported to hospital and for whom survival status was known, hospital survival was 26%, ranging between 0% and 48%, (Supplemental Figure 6). Of those admitted with ROSC, 35% were discharged alive. Of those admitted with ongoing CPR 4% were discharged alive.

The criteria of the Utstein comparator group (cardiac arrest witnessed by a bystander, and having initial shockable rhythm) were fulfilled in 13% of cases (range 6% to 27%; data excludes countries with <10 cases). The rate of ROSC for this subgroup was 59% (range 30% to 81%, Supplemental Figure 6) while the overall survival to hospital discharge was 789 of 2,827 patients for whom hospital survival status was known (i.e. 28%; range 0% to 53%, Figure 4).

DISCUSSION

The EuReCa TWO study prospectively describes the epidemiology of OHCA and the effects of CPR before EMS arrival in 28 countries in Europe. By increasing the number of participating countries and the duration of data collection, this study has further confirmed large variation in European estimates of OHCA incidence and outcome. EuReCa TWO has also demonstrated the potential of 28 countries to collect OHCA data covering almost 180 million inhabitants, fulfilling a central aim of the EuReCa project to build a network of people across Europe with an interest in quality management in resuscitation. [11]

The overall incidence of OHCA where CPR was attempted was 56 (range: 21 to 91) per 100,000 population per year. In the EuReCa ONE study, the corresponding figure was 49 per 100,000 population per year, (range between 19 and 104). [1]. From an international perspective, this figure is similar to the overall incidence of EMS attempted resuscitation reported by Beck *et al* from the AusROC registry (47.6 per 100,000 population in 2015). [14] The EuReCa incidence estimate is also close to that reported for the United States from the CARES registry in 2013, (56.9 per 100,000), however the CARES estimate included only non-traumatic arrests that had an EMS resuscitation attempt. [15] EuReCa incidence is somewhat lower than reported by Okubu *et al* for the Japanese population in 2014, but this difference is assumed to be due to the fact that resuscitation is started more often in Japan. [16] Overall survival in all cases where CPR was attempted was 8%, compared to 10% in EuReCa ONE. [1] Among the patients in the Utstein comparator group, survival to hospital discharge was similar (30% in EuReCa ONE vs. 31% in EuReCa TWO respectively).

In common with EuReCa ONE, there was again large variability between countries in terms of incidence rate, patient characteristics and outcomes. For example, the proportion of patients who were found in ventricular fibrillation varied between 11% and 37%. Survival to hospital discharge differed markedly between countries among all patients. In the Utstein comparator group, survival ranged from 0% to 50%, where 0 % may be explained by a low sample size. Differences in terms of bystander resuscitation, EMS system effectiveness, hospital treatment, culture and attitude towards CPR may all contribute to this variation. [17] The variability in terms of characteristics and outcome that was found in both EuReCa studies has also been demonstrated from an international perspective but with slightly higher overall survival than in EuReCa TWO. [18] The increased sample size of EuReCa TWO reduces variation by chance in national estimates, but confirms large variation across countries in Europe. This variation needs a closer analysis of factors not covered by the actual data collection, for example different cultural approaches to cardiac arrest, availability of EMS support in rural and urban regions, or public awareness. Understanding these striking differences is an important task, and requires further detailed analysis beyond the scope of this paper.

Twenty percent of patients in the EuReCa TWO study were found in a shockable rhythm. In an earlier study, Cobb et al. and Hulleman et al. reported a decreasing incidence in shockable rhythm from different countries in Europe and the US. [19, 20] Considering that programs with public access defibrillation have found higher percentages of VF, and that the median delay from call for EMS until shock delivery in our study was eleven minutes, this highlights enormous potential for system improvements. [21, 22]

CPR was started before arrival of EMS in 58% of the cases. This proportion has increased since the EuReCa ONE study (48%). [1] However, this apparent increase in bystander CPR has not been accompanied by a significant increase in survival to hospital discharge (8%), and highlights the importance of a precise definition of bystander CPR. In order to further understand how the term “Bystander CPR” is used in EMS across Europe a cross-sectional study was conducted, which showed that the interpretation of the term varied, particularly where community response systems had been established. [23] An updated and uniform definition of bystander CPR is therefore needed. As our data collection methodology did not distinguish between AED use by bystanders, first responders and the EMS, this impacted the analysis of the contribution of AEDs to the treatment of OHCA. The increasing use of AEDs before EMS arrival also created an important potential bias in outcome reporting: in the Utstein template for OHCA “resuscitation attempted” is defined as EMS personnel performing chest compressions or attempt defibrillation. Of 693 patients who had signs of life on arrival of EMS, 45 had received AED shock(s) before EMS arrival and were classified as “not confirmed by attending EMS” in compliance with the Utstein recommendations. This is highlighted by a study from the Copenhagen-Oslo-STockholm-Amsterdam (COSTA) study group, who showed that of all survivors in their study with a known defibrillation status (n=2,957), 454 (20%) were defibrillated by a first responder AED and 429 (19%) were defibrillated by an onsite AED. [24]

In cases with bystander CPR “chest compression only” CPR was performed in 72% of cases. Recent studies indicate that “chest compression only” is becoming increasingly common when CPR is performed by a bystander. [25] [26] However, our study indicates that percentage survival is higher when full CPR is performed compared to chest compression

only CPR. Since no adjustments were made for potential confounders, caution in the interpretation of these data is advised, particularly as previous registry data has shown different results regarding the association between the type of bystander CPR and the chance of survival. [26]

As shown in Figure 2, there appears to be an interesting clustering of similar age and opposing sex between victim and rescuer. This suggests that the age and gender relationship observed between victim and rescuer is beyond chance. In the majority of other cases the bystander performing CPR was younger than the victim and predominantly male. While the value of training young people in school is not to be underestimated, our findings also indicate that advocating cardiac arrest awareness and CPR training in persons of the expected age of potential cardiac arrest victims is important.

On a European level, our results reinforce previous findings by highlighting the value of bystander CPR in that the rate of survival to hospital discharge among all patients in whom CPR was started by a bystander was twice as high as when CPR was started by a person sent to help or by EMS. It is also of note that patients in whom CPR was never started were four years older than those in whom CPR was started. While it is acknowledged that our dataset did not include information on pre-existing co-morbidities or circumstances of arrest, age is an independent predictor of OHCA survival, but advanced age is not a criterion for withholding a resuscitation attempt. [27]

Limitations

The limitations of registry studies are well known and have been previously described. [13] EuReCa TWO gathered information from European EMS systems with very different characteristics. Additionally, some of the contributing registries reported only OHCA with resuscitation attempts or reported data covering only a proportion of the population, which affects the ability to compare incidence across countries.

In the analysis of the type of bystander CPR given, information from 50% of all cases was not available or reported unknown. This raises the concern of reporting bias. However, as Table 2 shows, the majority of cases for which bystander CPR was reported were from countries that did not report on the type of bystander CPR, which will not cause bias. Survival of these cases is similar (8.1% and 9.0%) to the overall survival of those in which this information was known (9.1%). This suggests that reporting bias was unlikely or not important.

EuReCa TWO was carried out over the months of October to December that have been associated with higher than the year's mean incidence of cardiac arrest. [28] It is possible that seasonal variations may have influenced data collection, incidence estimates and final results. [13] Additionally, EuReCa TWO did not include data on in-hospital patient management. Both targeted temperature management and percutaneous coronary intervention have shown convincing evidence on their influence in survival after OHCA and data on the availability and performance of these interventions was not obtained in the present study. [29] [30] Finally, the volume of missing data – particularly for core Utstein variables – may indicate quality issues in OHCA data collection systems.

CONCLUSION

EuReCa TWO has reinforced the large public health burden of OHCA in Europe, while highlighting the variability in incidence and survival. In addition, EuReCa TWO has added findings in relation to the performance of bystander CPR in Europe. It highlights the need for further work on the definition of this important predictor of outcome. Between-country variation remained an incompletely understood feature of our results. Continued collaboration across the EuReCa network will help to elucidate differences through continued focus on the importance of quality of data collection for quality management of resuscitation.

ACKNOWLEDGMENTS

The authors like to thank all contributors from local and regional EMS. **Austria:** Michael Baubin, Adolf Schinnerl, Gerhard Prause, Thomas Tschoellitsch, Helmut Trimmel, Rene Belz, Wolfgang Fleischmann; **Belgium:** Magali Bartiaux, Koenraad Monsieurs, Stephan Wilmin, Mathias Faniel, Marie Vanhove, Pascale Lievens, Dominique Biarent, Marc Van Nuffelen, Yves Hubloue, Jean-Marie Jacques, Michèle Yerna, Robert Leach, Mathieu Jeanmaire, Paule Denoël, Frank Van Trimpont, Francis Desmet, Louise Delhaye, Vincent Van Belleghem, Ken Dewitte, Musa Abbasi, Simon Scheyltjens, Olivier Vermeylen, Diane de Longueville, Stéphane Debaize; **Bosnia and Herzegovina:** Džana Atlić, Hariz Alihodzic; **Croatia:** Silvija Hunyadi Antičević, Slobodanka Keleuva, Milan Lazarević, Radmila Majhen Ujević, Gordana Antić Šego, Branka Bardak, Domagoj Mišković; **Cyprus:** Philipos Philipou, Xenia Gregoriou, Theocharis Ioannou, Nicos Savva, Aggeliki Mouzarou; **Czech Republic:** Monika Praunová, Ondřej Franěk, Jaroslav Kratochvíl, Jan Příklad, Roman Sýkora, Tomáš Vaňatka, Marek Vašák, Petr Jaššo, Petr Šmejkal, Otomar Kušička, Robin Šín, Eva Smržová, Dorián Pfeifer; **Denmark:**

Freddy K. Lippert, Fredrik Folke; **Finland:** Heini Harve-Rytsälä, Pamela Hiltunen, Peter Holmström, Timo Iirola, Katja Jokela, Hetti Kirves, Pekka Korvenoja, Markku Kuisma, Jukka Laine, Markus Lyyra, Sami Länkimäki, Petra Portaankorva, Lasse Raatiniemi, Marko Sainio, Piritta Setälä, Tuukka Toivonen, Jan Uotinen, Jukka Vaahersalo, Taneli Väyrynen; **France:** David Hamdan, Jean-Marc Agostinucci, Valentine Baert, Fabienne Branche, François Revaux, Sébastien Jonquet, Richard Loubert, Marion Boursier, Bruno Simonnet, Jean-Charles Morel, Steven Lagadec, Aurélie Avondo, Emilie Gelin, Emanuel Morel-Maréchal, Cécile Ursat, Laurent Villain-Coquet, Marc Fournier, Romain Tabary, Philippe Le Pimpec, Delphine Hugenschmitt, Diego Abarategui, Romain Blondet, Aurélie Arnaud, Sonia Sadoune, Julien Segard, Sophie Narcisse, Mélanie Laot, Thomas Pernot, Hubert Courcoux, Coralie Chassin, Benoît Jardel, Jeanne Picart, Franck Garden Brèche, Pierre-Alban Guenier, Renaud Getti, Alexandre Jeziorny, Antoine Leroy, Carine Vanderstraeten, Sébastien Dussoulier; **Germany:** Stefan Beckers, Frank Sensen, Stefanie Herrmann, Wolfgang Lotz, Andreas Bohn, Frank Hackmann, Nicolai Wiegand, Torben Esser, Bernd Strickmann, Jens-Christian Schewe, Torsten Müller, Hans Lemke, Gabriele Schlüter, Hans Fischer, Boris Mansion, Benjamin Scharze, Thomas Werxhausen, Erich Wranze-Bielefeld, Claus-Martin Muth, Wolfgang Lenz, Christian Diepenseifen, Christopher Rose, Andreas Günther, Ralph Schröder, Torsten Birkholz, Andre Gnirke, Alex Lechleuthner, Peter Günter, Marc Dieroff, Kai Pohl, Alexander Wagenknecht, Karl-Georg Kanz, Matthias Fischer, Michael Nelles, Florian Reifferscheid, Markus Roessler, Jörn Adler; **Greece:** Themistoklis Liaskos, Michail Zervopoulos, Demetrios Pyrros, Vasiliki Avgeri, Christos Boutzas, Theodoros Aslanidis, Stella Charitidou, Efstratia Syrmou, Olympia Nikolaidou, Kosmas Iliadis, Georgios Tsoumaropoulos, Christina Karampelidou, Chysi Matsikoudi, Aggeliki Tsioupa, Angeliki Kanellopoulou, Spyridon Papanikolaou, Pantelis Mavropoulos, Apostolos Damkalis, Nikolaos Christodoulou,

Konstantinos Filis, Konstantinos Konstantaras, Petros Katsomitros, Vasilis Giannaris, Marianna Otemperi; **Hungary:** Attila Haja, Dániel Németh, Andrea Válint, Eniko Nagy, Gábor Csató, Gerda Lóczi, Péter Vörös, Zsuzsanna Németh, Ferenc Molnár, Ferenc Nagy, Henrietta Kádár; **Iceland:** Hildigunnur Svavarsdottir, Brynjar Fridriksson; **Ireland:** Martin Quinn; **Italy:** Sergio Disnan, Cristina Gonano, Giovanni Gordini, Bruno Iarussi, Cosimo Picoco, Carlo Coniglio, Piergiorgio Cavallo, Simon Frings, Francesca Verginella, Roberto Cemin, Juergen Salutt, Andrea Ruscelli, Christian Tamanini, Maurizio Scardia, Cesare Sabetta, Gaetano Tamaro, Domenica Rita Ruggeri, Daniele Antonaci, Riccardo Giudici, Filippo Bernasconi, Rodolfo Bonora, Alberto Canalini, Claudia Cremonini, Francesco Oddolini, Andrea Marudi, Floriana Mancini, Simone Savastano, Enrico Baldi, Emiliano Gamberini, Marco Benni, Alberto Cucino, Marco Cavana, Alberto Peratoner, Giuseppe Davide Caggegi, Carlo Pegani, Stefano Gandolfi, Anita Luciani ; **Luxembourg:** Jean Beissel, Tom Manderscheid, Jean-Claude Schmit, Christopher Schuh, Pascal Stammet, Jean Uhrig, Philippe Welter; **Norway:** Jan-Erik Bjerkan, Staale Bratland, Mats-Erik Rødsand, Marit Fagerbakk, Haldor Mossing, Karin Bakkelund, Ivar Halseth, Turid Molde, Baard Tokle, Oeyvind Dahle, Nathalie Genevieve Puaschitz, Erik Emberland Andersen, Vivi Toennesen, Kata Saghi, Finn Robert Lund, Anita Illguth, Morten Larsen, Mari Bjoernhaug, Thor Olav Nilsen, Marie Oppdedal; **Poland:** Julia Duda, Justyna Tęczar, Sylwia Dul, Grażyna Świtacz, Andrzej Raczynski; **Portugal:** Nuno Santos, António Brazão , Leonardo Ribeiro, Augusto Barros, Pinto da Cruz, Eugénio Mendonça, Luis Vale, Carmo Caldeira, Ricardo Duarte, Nuno Jardim, Fernanda Rocha, Nicodemos Fernandes, Margarida Jardim, Rómulo Ribeiro, Miguel Reis, Sérgio Zenha, Jorge Fernandes, Rúben Tiburcio, Tiago Camacho, Juan Francisco, Carlos Freitas, Dinarte Freitas, Fernanda Abreu, David Assis, Débora Calafatinho, Paulo Azevedo, Aleixo Pestana, Rui Jardim, Rui Faria; **Romania:** Paul-Lucian Nedelea, Luciana Rotaru, Alice Grasu, Bogdan Oprita; **Serbia:** Zlatko

Fiser, Zlatko Babic, Aleksandra Opacic, Kornelija Jaksic Horvat, Snezana Vukelic, Jelena Tijanic, Dusan Milenkovic, Sasa Milic, Deze Babinski, Cedomir Boskovic, Jovanka Koprivica, Erika Terek, Goran Provcj, Dragana Jovic Zvijer; **Slovakia:** Ľubica Bajeroovská, Miroslav Chabroň, Danka Pražienková , Renáta Kratochvílová, Radoslav Burian , Martin Dobrík, Juraj Patráš, Vladimír Šteflík, Peter Androvič, František Mičáň, Božena Horáňová, Július Pavčo, Monika Grochová, Táňa Bulíková; **Slovenia:** Rok Maček, Matej Rubelli Furman, Samo Podhostnik, Miha Oman, Klemen Lipovšek, Špela Baznik, Jurica Ferenčina, Matej Strnad, Edith Žižek, Miha Kodela, Alenka Antolinc Košat, Nina Lotrič; **Spain:** Francisco J Mellado Vergel, María M Ruiz Montero, Francisco Romero Morales, Santiago Vergara Pérez, Diego de Vicente Contreras, Javier García del Águila, Itziar Vivar Díaz, Coral Chacón Manzano, Auxiliadora Caballero García, Christina Carriedo Scher, Natividad Ramos García, M^a del Carmen Campos Espolio, Juan José Lara Sánchez, Víctor Fernández Gallego, Rafael Serrano Oliva, Carlos Blanco Martín, Nuria López Cabeza, Carmen del Pozo Pérez, Francisco Jose Carmona, Xavier Jimenez Fabrega, Àngels Mora Vives, Carmen Escriche López, Anna Forner Canós, Jose Manuel Adsuar Quesada, Daniel Alonso Moreno, M^a Mar Vaqueriza Iturriza, Cristian Fernandez Barreras, Mario Jimenez Mercado, Karlos Ibarguren Olalde, Susana Batres Gómez, Eva García García, María Remedios Belmonte Gómez, Iván De Miguel Silvestre, M^a Begoña Gómez Perlado, Raque Blasco Montero, Jose Manuel Hernández Royano, Pedro Mateos Molina, Francisco Javier Medina Aragón, Esther Moya Flores, María Isabel Herrera Maillo, Inocencia Puerta Cid, Ángel Cabello Molina, Jose Antonio Iglesias Vazquez, Jose Manuel Flores Arias, Antonio Rodríguez Rivera, Jose Ignacio Ruiz Azpiazu, María Lourdes Bragado Blas, Elena Jimenez Gomez, Alfredo Echarri Sucunza, Maitane Tainta Laspalas, Jose Luis Gomez de Segura Nieva, M^a Jose Garcia-Ochoa Blanco, Elena Pastor Gonzalez, Jose Maria Navalpotro Pacual, Francisco Alfonso Peinado Vallejo, Manuel José

González León, Belén Muñoz Isabel, Juan Ignacio Les González, Yago Muñecas Cuesta, Alfredo Carrillo Moya, José Antonio Cortés Ramas, Luis Fernando, Domínguez Sanz, Elvira Prieto Cuervo, Leticia Serrano Lasaosa; **Sweden:** Jonny Lindqvist; **Switzerland:** Etienne Benoit, Danielle Menétrey, Jean-Pierre Boschung, Marc Rosso, Philippe Michel, Jens Sonntag, Marc Stiller, Marc Lüthy, Patrick Siebenpfund, Reto Hauser, Micha Dambach, Stefan Eschenmoser, Curdin Camenisch, Ferruccio Pedretti, Beat Hugentobler, Karin Volken, Nadine Nieuwkamp, Friedhelm Braun, Mirco Pesimena, Matteo Pauli, Myriam Meyerhans, Andreas Müller, Emiliano Cossu, Laura Raveglia, Michela Panzini, Marco Harder, Michel Eigenmann, Iris Weber, Manuela Spicher; **The Netherlands:** Remy Stieglis, Anja Radstok; **United Kingdom:** Chen Ji, Terry Brown, Rachael Fothergill, Gurkamal Francis, Andy Smith, Jessica Lynde, Jenny Lumley-Holmes, Emma Harris.

The EuReCa TWO study was supported by the ERC Research NET. The authors furthermore want to thank the EuReCa TWO Steering Committee and Study Management Team, namely Jan-Thorsten Gräsner, Leo Bossaert, Rudolph W. Koster, Johan Herlitz, Bernd W. Böttiger, Ingvild Tjelmeland, Siobhán Masterson, Jan Wnent, Fernando Rossel-Ortiz, Holger Maurer, and Gavin D. Perkins as well as the statistician Rolf Lefering for the huge effort made in running the study.

References

1. Gräsner, J.-T., et al., *EuReCa ONE; 27 Nations, ONE Europe, ONE Registry*. Resuscitation, 2016. **105**: p. 188-195.
2. Lindner, T.W., et al., *Good outcome in every fourth resuscitation attempt is achievable--an Utstein template report from the Stavanger region*. Resuscitation, 2011. **82**(12): p. 1508-13.
3. Blom, M.T., et al., *Improved survival after out-of-hospital cardiac arrest and use of automated external defibrillators*. Circulation, 2014. **130**(21): p. 1868-75.
4. Herlitz, J., et al., *Factors associated with an increased chance of survival among patients suffering from an out-of-hospital cardiac arrest in a national perspective in Sweden*. Am Heart J, 2005. **149**(1): p. 61-6.
5. Hasselqvist-Ax, I., et al., *Early cardiopulmonary resuscitation in out-of-hospital cardiac arrest*. N Engl J Med, 2015. **372**(24): p. 2307-15.
6. Kitamura, T., et al., *Nationwide improvements in survival from out-of-hospital cardiac arrest in Japan*. Circulation, 2012. **126**(24): p. 2834-43.
7. Wissenberg, M., et al., *Association of National Initiatives to Improve Cardiac Arrest Management With Rates of Bystander Intervention and Patient Survival After Out-of-Hospital Cardiac Arrest*. JAMA, 2013. **310**(13): p. 1377-1384.
8. Waalewijn, R.A., et al., *Prevention of deterioration of ventricular fibrillation by basic life support during out-of-hospital cardiac arrest*. Resuscitation, 2002. **54**(1): p. 31-6.
9. Christenson, J., et al., *Chest Compression Fraction Determines Survival in Patients With Out-of-Hospital Ventricular Fibrillation*. Circulation, 2009. **120**(13): p. 1241-1247.
10. Herlitz, J., et al., *Resuscitation in Europe: a tale of five European regions*. Resuscitation, 1999. **41**(2): p. 121-31.
11. Gräsner, J.T., et al., *Quality management in resuscitation--towards a European cardiac arrest registry (EuReCa)*. Resuscitation, 2011. **82**(8): p. 989-94.
12. Perkins, G.D., et al., *Cardiac Arrest and Cardiopulmonary Resuscitation Outcome Reports: Update of the Utstein Resuscitation Registry Templates for Out-of-Hospital Cardiac Arrest: A Statement for Healthcare Professionals From a Task Force of the International Liaison Committee on Resuscitation (American Heart Association, European Resuscitation Council, Australian and New Zealand Council on Resuscitation, Heart and Stroke Foundation of Canada, InterAmerican Heart Foundation, Resuscitation Council of Southern Africa, Resuscitation Council of Asia); and the American Heart Association Emergency Cardiovascular Care Committee and the Council on Cardiopulmonary, Critical Care, Perioperative and Resuscitation*. Resuscitation, 2015. **96**: p. 328-40.
13. Wnent, J., et al., *EuReCa TWO – A prospective observational analysis over three month in 29 cardiac arrest and resuscitation registries in 29 European countries – The EuReCa TWO study protocol*. Anästhesiologie & Intensivmedizin, 2017. **2017**;85:506-511. DOI: 10.19224/ai2017.506: p. 506-511.
14. Beck, B., et al., *Regional variation in the characteristics, incidence and outcomes of out-of-hospital cardiac arrest in Australia and New Zealand: Results from the Aus-ROC Epistry*. Resuscitation, 2018. **126**: p. 49-57.

15. Vellano, K., et al., *Cardiac Arrest Registry to Enhance Survival (CARES) report on the public health burden of out-of-hospital cardiac arrest*. Prepared for Institute of Medicine, 2015. **15**.
16. Okubo, M., et al., *Nationwide and regional trends in survival from out-of-hospital cardiac arrest in Japan: A 10-year cohort study from 2005 to 2014*. *Resuscitation*, 2017. **115**: p. 120-128.
17. Mentzelopoulos, S.D., et al., *A survey of key opinion leaders on ethical resuscitation practices in 31 European Countries*. *Resuscitation*, 2016. **100**: p. 11-17.
18. Dyson, K., et al., *International variation in survival after out-of-hospital cardiac arrest: a validation study of the Utstein template*. *Resuscitation*, 2019. **138**: p. 168-181.
19. Cobb, L.A., et al., *Changing incidence of out-of-hospital ventricular fibrillation, 1980-2000*. *Jama*, 2002. **288**(23): p. 3008-13.
20. Hulleman, M., et al., *Causes for the declining proportion of ventricular fibrillation in out-of-hospital cardiac arrest*. *Resuscitation*, 2015. **96**: p. 23-9.
21. Ringh, M., et al., *Survival after Public Access Defibrillation in Stockholm, Sweden--A striking success*. *Resuscitation*, 2015. **91**: p. 1-7.
22. Hansen, C.M., et al., *Association of Bystander and First-Responder Intervention With Survival After Out-of-Hospital Cardiac Arrest in North Carolina, 2010-2013*. *Jama-Journal of the American Medical Association*, 2015. **314**(3): p. 255-264.
23. Maurer, H., et al., *When is a bystander not a bystander any more? A European Survey*. *Resuscitation*, 2018. **136**: p. 78-84.
24. Zijlstra, J.A., et al., *Different defibrillation strategies in survivors after out-of-hospital cardiac arrest*. *Heart*, 2018. **104**(23): p. 1929-1936.
25. Nishiyama, C., et al., *Community-Wide Dissemination of Bystander Cardiopulmonary Resuscitation and Automated External Defibrillator Use Using a 45-Minute Chest Compression-Only Cardiopulmonary Resuscitation Training*. *J Am Heart Assoc*, 2019. **8**(1): p. e009436.
26. Riva, G., et al., *Survival in Out-of-Hospital Cardiac Arrest After Standard Cardiopulmonary Resuscitation or Chest Compressions Only Before Arrival of Emergency Medical Services: Nationwide Study During Three Guideline Periods*. *Circulation*, 2019.
27. Sasson, C., et al., *Predictors of survival from out-of-hospital cardiac arrest: a systematic review and meta-analysis*. *Circ Cardiovasc Qual Outcomes*, 2010. **3**(1): p. 63-81.
28. Bagai, A., et al., *Temporal differences in out-of-hospital cardiac arrest incidence and survival*. *Circulation*, 2013. **128**(24): p. 2595-602.
29. Schenone, A.L., et al., *Therapeutic hypothermia after cardiac arrest: A systematic review/meta-analysis exploring the impact of expanded criteria and targeted temperature*. *Resuscitation*, 2016. **108**: p. 102-110.
30. Camuglia, A.C., et al., *Cardiac catheterization is associated with superior outcomes for survivors of out of hospital cardiac arrest: review and meta-analysis*. *Resuscitation*, 2014. **85**(11): p. 1533-40.

Legend to figures

Figure 1

Flow diagram of all patients in the study.

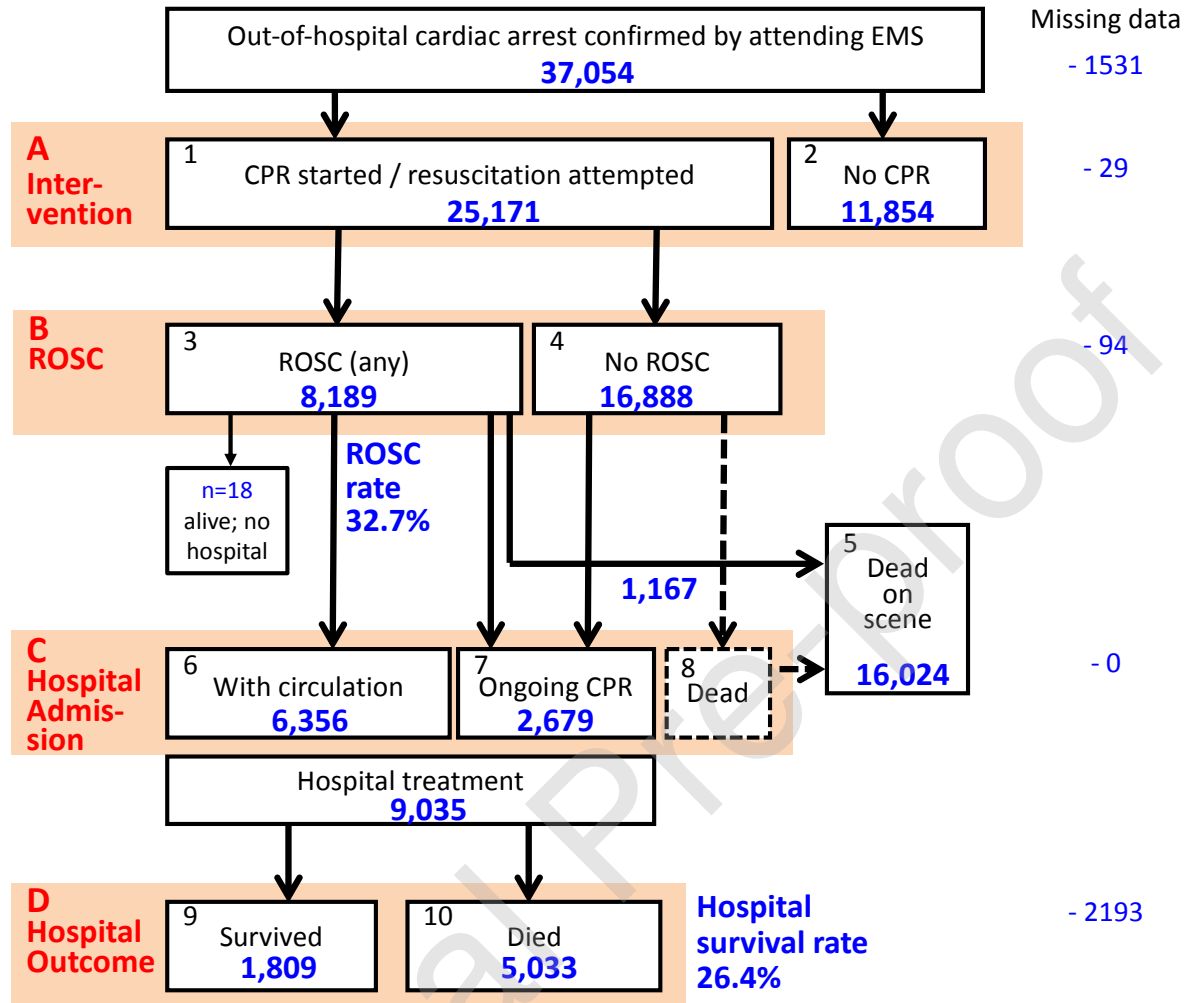


Figure 2

Age distribution of pairs of patients and rescuers performing bystander CPR, in the 3818 cases (30.7% of all cases of bystander CPR) where age and sex of both was known. Each dot represents a pair of a patient with its rescuer. Pairs in which patient and rescuer have opposite sex are black dots (623 cases), otherwise red dots (3,195 cases). The age of the patient is known with a year precision, the age of the rescuer is estimated with an precision of, mostly, 5 years.

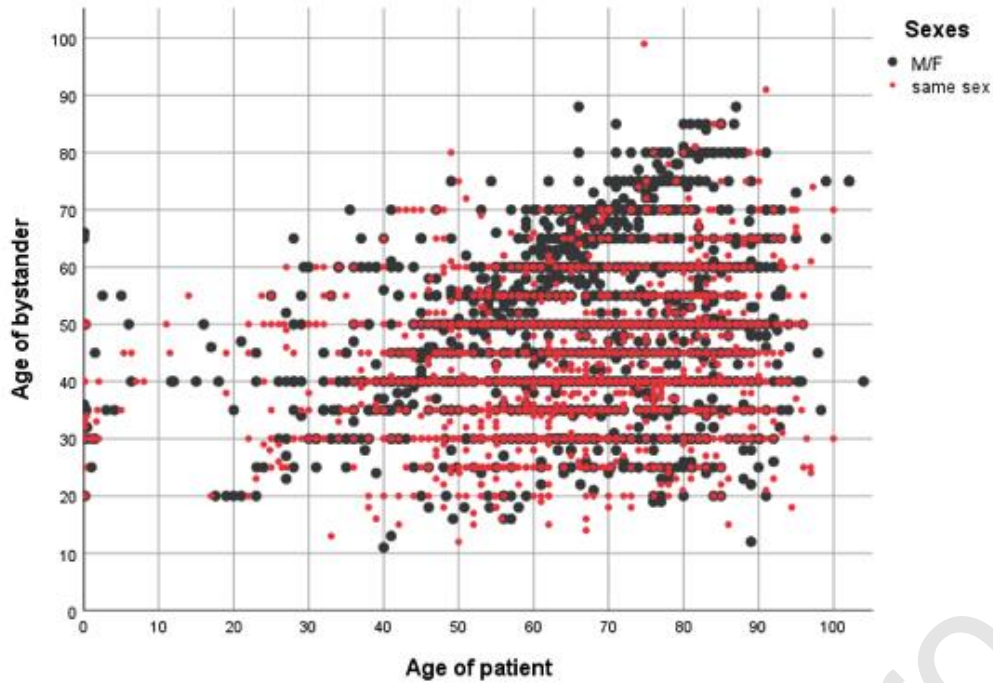


Figure 3
Survival rate for patients for whom CPR was started. Data points are mean values and bar indicates 95% confidence interval. Countries with >25% missing outcome data were excluded (IT, GR, PT, DE, CH, RO); n=17,798
Country codes are specified in Supplemental table 3.

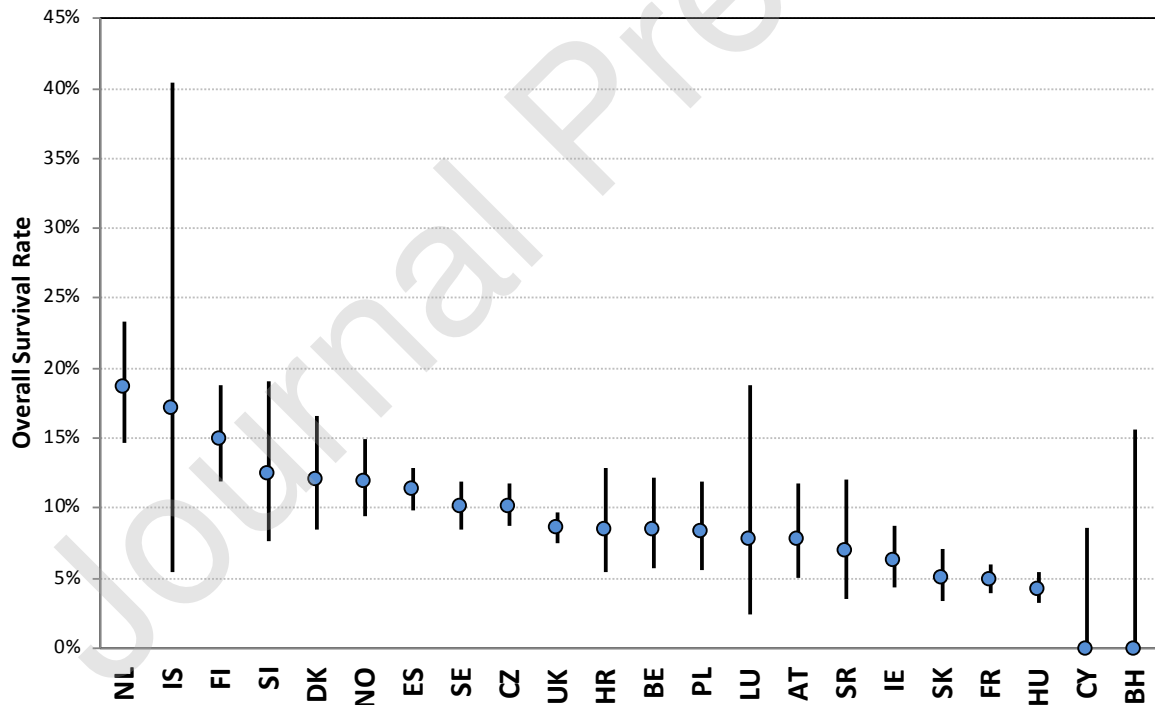


Figure 4
Utstein comparator group: overall survival. Bars indicate 95% confidence interval. X indicates prevalence of Utstein comparator status among all patients with started resuscitation. Countries with <10 cases were excluded (BH, IS, CY, PT)
Country codes are specified in Supplemental table 3.

Journal Pre-proof

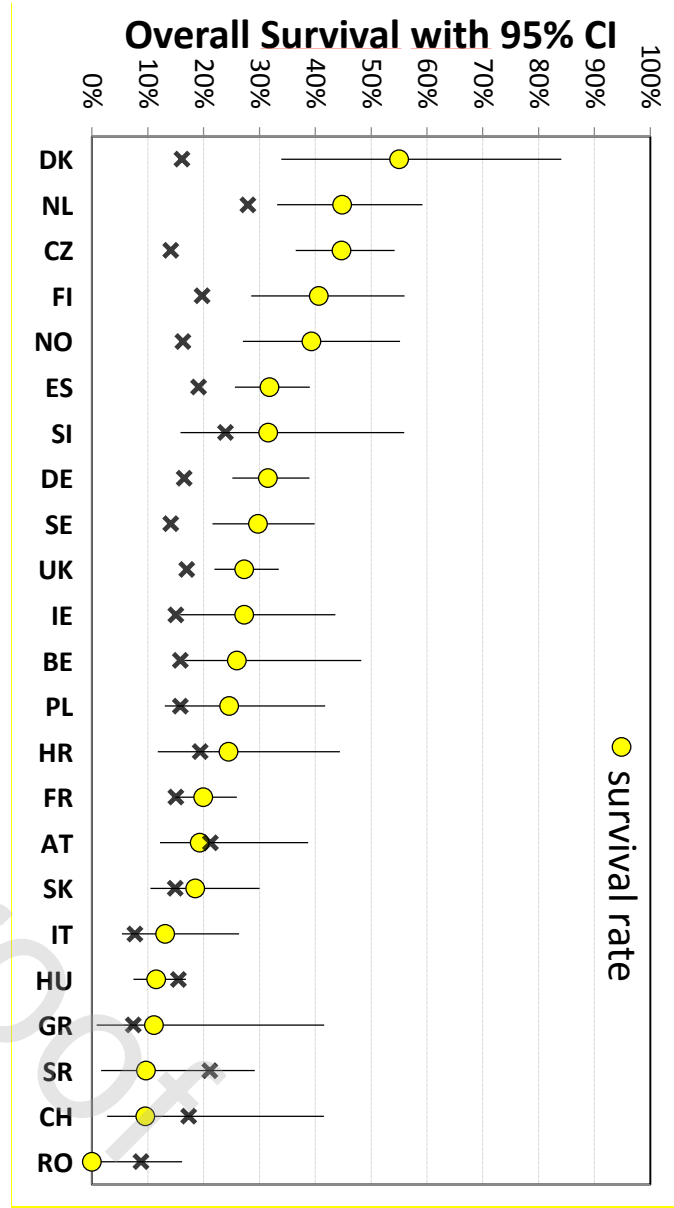


Table 1. Patient and system factors: variation across countries.

	No. of countries	No. of cases	Overall average	Median of country values	Range of country values
Cases with CPR attempted (if CA was confirmed)	28	25,171	899	440	22 - 3842
Mean age (years)	28	24,687	67.6	67.3	55.8 – 75.4
Male gender (%)	28	25,078	65.4	65.9	53.4 – 73.3
Medical/cardiac cause (%)	28	22,927	91.1	91.1	70.0 - 100
Traumatic cause (%)	28	957	3.9	3.4	0 – 8.0
Location: residence (%)	28	15,638	70.2	68.9	51.0 – 81.3
Telephone CPR (%)	24	11,238	53.2	37.3	3.2 – 87.8
Collapse witnessed (%)	28	15,824	66.6	66.5	50.8 – 91.8
Bystander CPR (%) *	28	12,445	58.0	57.6	13.0 – 82.6
Shockable rhythm (%)	28	4,792	20.2	19.2	11.4 – 36.8
ROSC (%)	28	25,077	32.7	29.7	6.9 – 43.3

Table 2: Who started CPR?

Group	N	ROSC	Survival
Bystander CPR	12,445	32.3%	9.1%
CC only	4,437	25.9%	7.7%
full CPR	1,728	37.1%	13.6%
unknown*	1,777	31.7%	8.1%
countries without these data**	4,503	37.0%	9.0%
No bystander CPR	9,003	28.2%	4.3%
Person sent to help	2,420	22.7%	3.9%
EMS started CPR	6,583	30.2%	4.5%

*Of the countries that supplied data on type of CPR

**These countries were not able to supply this information: BH, DE, DK, IE, NO, UK