



# Impact of jet-production data on the next-to-next-to-leading-order determination of HERAPDF2.0 parton distributions

I. Abt<sup>48</sup>, R. Aggarwal<sup>62</sup>, V. Andreev<sup>45</sup>, M. Arratia<sup>64</sup>, V. Aushev<sup>34</sup>, A. Baghdasaryan<sup>83</sup>, A. Baty<sup>26</sup>, K. Begzsuren<sup>74</sup>, O. Behnke<sup>23</sup>, A. Belousov<sup>45</sup>, A. Bertolin<sup>55</sup>, I. Bloch<sup>85</sup>, V. Boudry<sup>57</sup>, G. Brandt<sup>21</sup>, I. Brock<sup>9</sup>, N. H. Brook<sup>5,41</sup>, R. Brugnera<sup>56</sup>, A. Bruni<sup>8</sup>, A. Buniatyan<sup>7</sup>, P. J. Bussey<sup>20</sup>, L. Bystritskaya<sup>44</sup>, A. Caldwell<sup>48</sup>, A. J. Campbell<sup>23</sup>, K. B. Cantun Avila<sup>84</sup>, C. D. Catterall<sup>52</sup>, K. Cerny<sup>51</sup>, V. Chekelian<sup>48</sup>, Z. Chen<sup>67</sup>, J. Chwastowski<sup>30</sup>, J. Ciborowski<sup>39,79</sup>, R. Ciesielski<sup>23,49</sup>, J. G. Contreras<sup>84</sup>, A. M. Cooper-Sarkar<sup>54</sup>, M. Corradi<sup>8,66</sup>, L. Cunqueiro Mendez<sup>50</sup>, J. Currie<sup>16</sup>, J. Cvach<sup>60</sup>, J. B. Dainton<sup>38</sup>, K. Daum<sup>82</sup>, R. K. Dementiev<sup>47</sup>, A. Deshpande<sup>68</sup>, C. Diaconu<sup>43</sup>, S. Dusini<sup>55</sup>, G. Eckerlin<sup>23</sup>, S. Egli<sup>78</sup>, E. Elsen<sup>23</sup>, L. Favart<sup>4</sup>, A. Fedotov<sup>44</sup>, J. Feltesse<sup>19</sup>, J. Ferrando<sup>23</sup>, M. Fleischer<sup>23</sup>, A. Fomenko<sup>45</sup>, B. Foster<sup>22,23,54</sup>, C. Gal<sup>68</sup>, E. Gallo<sup>22,23</sup>, D. Gangadharan<sup>25,27</sup>, A. Garfagnini<sup>56</sup>, J. Gayler<sup>23</sup>, A. Gehrman-De Ridder<sup>87,88</sup>, T. Gehrman<sup>87</sup>, A. Geiser<sup>23</sup>, L. K. Gladilin<sup>47</sup>, E. W. N. Glover<sup>16</sup>, L. Goerlich<sup>30</sup>, N. Gogitidze<sup>45</sup>, Yu. A. Golubkov<sup>47</sup>, M. Gouzevitch<sup>77</sup>, C. Grab<sup>86</sup>, T. Greenshaw<sup>38</sup>, G. Grindhammer<sup>48</sup>, G. Grzelak<sup>79</sup>, C. Gwenlan<sup>54</sup>, D. Haidt<sup>23</sup>, R. C. W. Henderson<sup>35</sup>, J. Hladký<sup>60</sup>, D. Hochman<sup>63</sup>, D. Hoffmann<sup>43</sup>, R. Horisberger<sup>78</sup>, T. Hreus<sup>87</sup>, F. Huber<sup>25</sup>, A. Huss<sup>18</sup>, P. M. Jacobs<sup>6</sup>, M. Jacquet<sup>53</sup>, T. Janssen<sup>4</sup>, N. Z. Jomhari<sup>23</sup>, A. W. Jung<sup>81</sup>, H. Jung<sup>23</sup>, I. Kadenko<sup>34</sup>, M. Kapichine<sup>15</sup>, U. Karshon<sup>63</sup>, J. Katzy<sup>23</sup>, P. Kaur<sup>42</sup>, C. Kiesling<sup>48</sup>, R. Klanner<sup>22</sup>, M. Klein<sup>38</sup>, U. Klein<sup>23,38</sup>, C. Kleinwort<sup>23</sup>, H. T. Klest<sup>68</sup>, R. Kogler<sup>23</sup>, I. A. Korzhavina<sup>47</sup>, P. Kostka<sup>38</sup>, N. Kovalchuk<sup>22</sup>, J. Kretzschmar<sup>38</sup>, D. Krücker<sup>23</sup>, K. Krüger<sup>23</sup>, M. Kuze<sup>70</sup>, M. P. J. Landon<sup>40</sup>, W. Lange<sup>85</sup>, P. Laycock<sup>76</sup>, S. H. Lee<sup>3</sup>, B. B. Levchenko<sup>47</sup>, S. Levonian<sup>23</sup>, A. Levy<sup>69</sup>, W. Li<sup>26</sup>, J. Lin<sup>26</sup>, K. Lipka<sup>23</sup>, B. List<sup>23</sup>, J. List<sup>23</sup>, B. Lobodzinski<sup>48</sup>, B. Lühr<sup>23</sup>, E. Lohrmann<sup>22</sup>, O. R. Long<sup>64</sup>, A. Longhin<sup>56</sup>, F. Lorkowski<sup>23</sup>, O. Yu. Lukina<sup>47</sup>, I. Makarenko<sup>23</sup>, E. Malinovski<sup>45</sup>, J. Malka<sup>23,24</sup>, H.-U. Martyn<sup>1</sup>, S. Masciocchi<sup>12,25</sup>, S. J. Maxfield<sup>38</sup>, A. Mehta<sup>38</sup>, A. B. Meyer<sup>23</sup>, J. Meyer<sup>23</sup>, S. Mikocki<sup>30</sup>, V. M. Mikuni<sup>6</sup>, M. M. Mondal<sup>68</sup>, T. Morgan<sup>16</sup>, A. Morozov<sup>15</sup>, K. Müller<sup>87</sup>, B. Nachman<sup>6</sup>, K. Nagano<sup>73</sup>, J. D. Nam<sup>58</sup>, Th. Naumann<sup>85</sup>, P. R. Newman<sup>7</sup>, C. Niebuhr<sup>23</sup>, J. Niehues<sup>16</sup>, G. Nowak<sup>30</sup>, J. E. Olsson<sup>23</sup>, Yu. Onishchuk<sup>34</sup>, D. Ozerov<sup>78</sup>, S. Park<sup>68</sup>, C. Pascaud<sup>53</sup>, G. D. Patel<sup>38</sup>, E. Paul<sup>9</sup>, E. Perez<sup>18</sup>, A. Petrukhin<sup>77</sup>, I. Picuric<sup>59</sup>, I. Pidhurskyi<sup>17</sup>, J. Pires<sup>36,37</sup>, D. Pitzl<sup>23</sup>, R. Polifka<sup>61</sup>, A. Polini<sup>8</sup>, S. Preins<sup>64</sup>, M. Przybycien<sup>31</sup>, A. Quintero<sup>58</sup>, K. Rabbertz<sup>28</sup>, V. Radescu<sup>54</sup>, N. Raicevic<sup>59</sup>, T. Ravdandorj<sup>74</sup>, P. Reimer<sup>60</sup>, E. Rizvi<sup>40</sup>, P. Robmann<sup>87</sup>, R. Roosen<sup>4</sup>, A. Rostovtsev<sup>46</sup>, M. Rotaru<sup>11</sup>, M. Ruspa<sup>71</sup>, D. P. C. Sankey<sup>13</sup>, M. Sauter<sup>25</sup>, E. Sauvan<sup>2,43</sup>, S. Schmitt<sup>23</sup>, B. A. Schmookler<sup>68</sup>, U. Schneekloth<sup>23</sup>, L. Schoeffel<sup>19</sup>, A. Schöning<sup>25</sup>, T. Schörner-Sadenius<sup>23</sup>, F. Sefkow<sup>23</sup>, I. Selyuzhenkov<sup>12</sup>, M. Shchedrolosiev<sup>23</sup>, L. M. Shcheglova<sup>47</sup>, S. Shushkevich<sup>47</sup>, I. O. Skillicorn<sup>20</sup>, W. Słomiński<sup>32</sup>, A. Solano<sup>72</sup>, Y. Soloviev<sup>45</sup>, P. Sopicki<sup>30</sup>, D. South<sup>23</sup>, V. Spaskov<sup>15</sup>, A. Specka<sup>57</sup>, L. Stanco<sup>55</sup>, M. Steder<sup>23</sup>, N. Stefaniuk<sup>23</sup>, B. Stella<sup>65</sup>, U. Straumann<sup>87</sup>, C. Sun<sup>67</sup>, B. Surrow<sup>58</sup>, M. R. Sutton<sup>10</sup>, T. Sykora<sup>61</sup>, P. D. Thompson<sup>7</sup>, K. Tokushuku<sup>73</sup>, D. Traynor<sup>40</sup>, B. Tseepeldorj<sup>74,75</sup>, Z. Tu<sup>76</sup>, O. Turkot<sup>23,24</sup>, T. Tymieniecka<sup>80</sup>, A. Valkárová<sup>61</sup>, C. Vallée<sup>43</sup>, P. Van Mechelen<sup>4</sup>, A. Verbytskyi<sup>48</sup>, W. A. T. Wan Abdullah<sup>33</sup>, D. Wegener<sup>14</sup>, K. Wichmann<sup>23</sup>, M. Wing<sup>41,a</sup>, E. Wünsch<sup>23</sup>, S. Yamada<sup>73</sup>, Y. Yamazaki<sup>29</sup>, J. Žáček<sup>61</sup>, A. F. Żarnecki<sup>79</sup>, O. Zenaiev<sup>18,23</sup>, J. Zhang<sup>67</sup>, Z. Zhang<sup>53</sup>, R. Žlebčík<sup>61</sup>, H. Zohrabyan<sup>83</sup>, F. Zomer<sup>53</sup> (H1 and ZEUS Collaborations)

<sup>1</sup> I. Physikalisches Institut der RWTH, Aachen, Germany

<sup>2</sup> LAPP, Université de Savoie, CNRS/IN2P3, Annecy-le-Vieux, France

<sup>3</sup> University of Michigan, Ann Arbor, MI 48109, USA

<sup>4</sup> Inter-University Institute for High Energies ULB-VUB, Brussels and Universiteit Antwerpen, Antwerp, Belgium

<sup>5</sup> University of Bath, Bath, UK

<sup>6</sup> Lawrence Berkeley National Laboratory, Berkeley, CA 94720, USA

<sup>7</sup> School of Physics and Astronomy, University of Birmingham, Birmingham, UK

<sup>8</sup> INFN Bologna, Bologna, Italy

<sup>9</sup> Physikalisches Institut der Universität Bonn, Bonn, Germany

<sup>10</sup> Department of Physics and Astronomy, The University of Sussex, Brighton BN1 9RH, United Kingdom

- <sup>11</sup> Horia Hulubei National Institute for R&D in Physics and Nuclear Engineering (IFIN-HH), Bucharest, Romania
- <sup>12</sup> GSI Helmholtzzentrum für Schwerionenforschung GmbH, Darmstadt, Germany
- <sup>13</sup> STFC, Rutherford Appleton Laboratory, Didcot, Oxfordshire, UK
- <sup>14</sup> Institut für Physik, TU Dortmund, Dortmund, Germany
- <sup>15</sup> Joint Institute for Nuclear Research, Dubna, Russia
- <sup>16</sup> Institute for Particle Physics Phenomenology, Durham University, Durham DH1 3LE, UK
- <sup>17</sup> Institut für Kernphysik, Goethe Universität, Frankfurt am Main, Germany
- <sup>18</sup> CERN, Geneva, Switzerland
- <sup>19</sup> Irfu/SPP, CE Saclay, Gif-sur-Yvette, France
- <sup>20</sup> School of Physics and Astronomy, University of Glasgow, Glasgow, UK
- <sup>21</sup> II. Physikalisches Institut, Universität Göttingen, Göttingen, Germany
- <sup>22</sup> Hamburg University, Institute of Experimental Physics, Hamburg, Germany
- <sup>23</sup> Deutsches Elektronen-Synchrotron DESY, Notkestr. 85, 22607 Hamburg, Germany
- <sup>24</sup> European X-ray Free-Electron Laser facility GmbH, Hamburg, Germany
- <sup>25</sup> Physikalisches Institut, Universität Heidelberg, Heidelberg, Germany
- <sup>26</sup> Rice University, Houston, TX 77005-1827, USA
- <sup>27</sup> University of Houston, Houston, TX 77004, USA
- <sup>28</sup> Institute of Technology (KIT), Karlsruhe, Germany
- <sup>29</sup> Department of Physics, Kobe University, Kobe, Japan
- <sup>30</sup> Institute of Nuclear Physics, Polish Academy of Sciences, Kraków, Poland
- <sup>31</sup> Faculty of Physics and Applied Computer Science, AGH University of Science and Technology, Kraków, Poland
- <sup>32</sup> Department of Physics, Jagellonian University, Kraków, Poland
- <sup>33</sup> National Centre for Particle Physics, Universiti Malaya, 50603 Kuala Lumpur, Malaysia
- <sup>34</sup> Department of Nuclear Physics, National Taras Shevchenko University of Kyiv, Kyiv, Ukraine
- <sup>35</sup> Department of Physics, University of Lancaster, Lancaster, UK
- <sup>36</sup> Faculdade de Ciências, Universidade de Lisboa, Lisbon, Portugal
- <sup>37</sup> Laboratory of Instrumentation and Experimental Particles Physics (LIP), Lisbon, Portugal
- <sup>38</sup> Department of Physics, University of Liverpool, Liverpool, UK
- <sup>39</sup> Łódź University, Lodz, Poland
- <sup>40</sup> School of Physics and Astronomy, Queen Mary, University of London, London, UK
- <sup>41</sup> Physics and Astronomy Department, University College London, London, UK
- <sup>42</sup> Sant Longowal Institute of Engineering and Technology, Longowal, Punjab, India
- <sup>43</sup> Aix Marseille Univ, CNRS/IN2P3, CPPM, Marseille, France
- <sup>44</sup> Institute for Theoretical and Experimental Physics, Moscow, Russia
- <sup>45</sup> Lebedev Physical Institute, Moscow, Russia
- <sup>46</sup> Institute for Information Transmission Problems RAS, Moscow, Russia
- <sup>47</sup> Lomonosov Moscow State University, Skobeltsyn Institute of Nuclear Physics, Moscow, Russia
- <sup>48</sup> Max-Planck-Institut für Physik, Munich, Germany
- <sup>49</sup> Rockefeller University, New York, NY 10065, USA
- <sup>50</sup> Oak Ridge National Laboratory, Oak Ridge, TN 37831, USA
- <sup>51</sup> Joint Laboratory of Optics, Palacký University, Olomouc, Czech Republic
- <sup>52</sup> Department of Physics, York University, Ontario M3J 1P3, Canada
- <sup>53</sup> IJCLab, Université Paris-Saclay, CNRS/IN2P3, Orsay, France
- <sup>54</sup> Department of Physics, University of Oxford, Oxford, UK
- <sup>55</sup> INFN Padova, Padua, Italy
- <sup>56</sup> Dipartimento di Fisica e Astronomia dell' Università and INFN, Padua, Italy
- <sup>57</sup> LLR, Ecole Polytechnique, CNRS/IN2P3, Palaiseau, France
- <sup>58</sup> Department of Physics, Temple University, Philadelphia, PA 19122, USA
- <sup>59</sup> Faculty of Science, University of Montenegro, Podgorica, Montenegro
- <sup>60</sup> Institute of Physics, Academy of Sciences of the Czech Republic, Prague, Czech Republic
- <sup>61</sup> Faculty of Mathematics and Physics, Charles University, Prague, Czech Republic
- <sup>62</sup> Department of Technology, DST-Inspire Faculty, SPPU, Pune, Maharashtra, India
- <sup>63</sup> Department of Particle Physics and Astrophysics, Weizmann Institute, Rehovot, Israel
- <sup>64</sup> University of California, Riverside, CA 92521, USA
- <sup>65</sup> Dipartimento di Fisica Università di Roma Tre and INFN Roma 3, Rome, Italy
- <sup>66</sup> INFN Roma, Rome, Italy
- <sup>67</sup> Shandong University, Shandong, People's Republic of China
- <sup>68</sup> Stony Brook University, Stony Brook, NY 11794, USA
- <sup>69</sup> Raymond and Beverly Sackler Faculty of Exact Sciences, School of Physics, Tel Aviv University, Tel Aviv, Israel
- <sup>70</sup> Department of Physics, Tokyo Institute of Technology, Tokyo, Japan
- <sup>71</sup> Università del Piemonte Orientale, Novara, and INFN, Turin, Italy
- <sup>72</sup> Università di Torino and INFN, Turin, Italy
- <sup>73</sup> Institute of Particle and Nuclear Studies, KEK, Tsukuba, Japan
- <sup>74</sup> Institute of Physics and Technology of the Mongolian Academy of Sciences, Ulaanbaatar, Mongolia
- <sup>75</sup> Ulaanbaatar University, Ulaanbaatar, Mongolia
- <sup>76</sup> Brookhaven National Laboratory, Upton, NY 11973, USA

<sup>77</sup> Université Claude Bernard Lyon 1, CNRS/IN2P3, Villeurbanne, France

<sup>78</sup> Paul Scherrer Institut, Villigen, Switzerland

<sup>79</sup> Faculty of Physics, University of Warsaw, Warsaw, Poland

<sup>80</sup> National Centre for Nuclear Research, Warsaw, Poland

<sup>81</sup> Department of Physics and Astronomy, Purdue University, West Lafayette, IN 47907, USA

<sup>82</sup> Fachbereich C, Universität Wuppertal, Wuppertal, Germany

<sup>83</sup> Yerevan Physics Institute, Yerevan, Armenia

<sup>84</sup> Departamento de Física Aplicada, CINVESTAV, Mérida, Yucatán, Mexico

<sup>85</sup> Deutsches Elektronen-Synchrotron DESY, Platanenallee 6, 15738 Zeuthen, Germany

<sup>86</sup> Institut für Teilchenphysik, ETH, Zurich, Switzerland

<sup>87</sup> Physik-Institut der Universität Zürich, Zurich, Switzerland

<sup>88</sup> Institut für Theoretische Physik, ETH, Zurich, Switzerland

Received: 5 December 2021 / Accepted: 31 January 2022 / Published online: 21 March 2022

© The Author(s) 2022

**Abstract** The HERAPDF2.0 ensemble of parton distribution functions (PDFs) was introduced in 2015. The final stage is presented, a next-to-next-to-leading-order (NNLO) analysis of the HERA data on inclusive deep inelastic  $ep$  scattering together with jet data as published by the H1 and ZEUS collaborations. A perturbative QCD fit, simultaneously of  $\alpha_s(M_Z^2)$  and the PDFs, was performed with the result  $\alpha_s(M_Z^2) = 0.1156 \pm 0.0011$  (exp)  $^{+0.0001}_{-0.0002}$  (model +parameterisation)  $\pm 0.0029$  (scale). The PDF sets of HERAPDF2.0Jets NNLO were determined with separate fits using two fixed values of  $\alpha_s(M_Z^2)$ ,  $\alpha_s(M_Z^2) = 0.1155$  and  $0.118$ , since the latter value was already chosen for the published HERAPDF2.0 NNLO analysis based on HERA inclusive DIS data only. The different sets of PDFs are presented, evaluated and compared. The consistency of the PDFs determined with and without the jet data demonstrates the consistency of HERA inclusive and jet-production cross-section data. The inclusion of the jet data reduced the uncertainty on the gluon PDF. Predictions based on the PDFs of HERAPDF2.0Jets NNLO give an excellent description of the jet-production data used as input.

## 1 Introduction

Data from deep inelastic scattering (DIS) of electrons<sup>1</sup> on protons,  $ep$ , at centre-of-mass energies of up to  $\sqrt{s} \approx 320$  GeV recorded at HERA, have been central to the exploration of proton structure and quark–gluon dynamics as described by perturbative Quantum Chromodynamics (pQCD) [1]. The combination of H1 and ZEUS data on inclusive  $ep$  scattering and the subsequent pQCD analysis, introducing the ensemble of parton density functions (PDFs)

known as HERAPDF2.0, were milestones in the exploitation [2] of the HERA data. These analyses are based on pQCD fits to the HERA DIS data in the DGLAP [3–7] formalism using the  $\overline{\text{MS}}$  scheme [8].

The sets of PDFs presented in this work complete the HERAPDF2.0 ensemble [2] of PDFs. They were determined with a next-to-next-to-leading-order (NNLO) analysis of HERA inclusive DIS data [2] and selected jet-production data as published separately by the H1 and ZEUS collaborations [9–14]. An analysis of jet data at NNLO was not feasible at the time of the introduction of the HERAPDF2.0 ensemble but has become possible by the recent provision of jet cross-section predictions for  $ep$  scattering at NNLO [15–23].

The strategy chosen for the analysis presented here follows that of the previous HERAPDF2.0Jets NLO analysis [2]. First, the jet cross-section data were included in the pQCD analysis to constrain the gluon PDF. Since the gluon PDF is correlated with the value of the strong coupling constant,  $\alpha_s(M_Z^2)$ , a simultaneous fit of the PDFs and  $\alpha_s(M_Z^2)$  was performed. Subsequently, the resulting  $\alpha_s(M_Z^2)$  was used to refit the PDFs with  $\alpha_s(M_Z^2)$  fixed to this value. In this way, the uncertainties of the PDFs at this value of  $\alpha_s(M_Z^2)$  were determined. The PDFs were also determined for the conventional fixed value of  $\alpha_s(M_Z^2) = 0.118$ .

The calculation of jet cross sections at NNLO is based on jets constructed from massless partons. The inclusive data, on the other hand, are treated within the variable flavour number scheme (VFNS) RTOPT [24–26], which requires values of the parameters for the charm- and beauty-quark masses,  $M_c$  and  $M_b$ , as input. These parameters were optimised via QCD fits using both the inclusive data and the cross sections for charm and beauty production that were published as combined data by the H1 and ZEUS collaborations [27]. However, the heavy-quark data were not explicitly included in the pQCD fits that included jet data.

The results presented here are based entirely on HERA data, i.e. inclusive DIS and jet-production data. The HERA

A. Belousov: deceased

<sup>a</sup> e-mail: [mw@hep.ucl.ac.uk](mailto:mw@hep.ucl.ac.uk) (corresponding author)

<sup>1</sup> From here on, the word “electron” refers to both electrons and positrons.

inclusive data are a single, consistent data set, taking all systematic uncertainties into account. The jet and inclusive data have been found to be consistent in the framework of an NLO [2] and an NNLO [28] analysis. The analysis presented here also tests this consistency at NNLO. The HERAPDF2.0 ensemble of PDFs provides a benchmark to which PDFs including data from the LHC collider may be compared. Such comparison is sensitive to Beyond Standard Model effects or the need for an extension of the QCD analyses for some processes.

## 2 Data

Data taken by the H1 and ZEUS collaborations from 1993 to 2007 were combined to form a consistent set of inclusive HERA  $ep$  DIS cross sections [2] taking all systematic uncertainties into account. This set of data was already used as input to the determinations of all previous members of the HERAPDF2.0 ensemble. The HERAPDF2.0Jets analysis at NLO, in addition, used selected data [9–13] on inclusive jet and dijet production from H1 and ZEUS. These data were also used for the present analysis at NNLO. In addition, new data published by the H1 collaboration on jet production [14] were added as input to the present NNLO analysis. These data reach to lower  $Q^2$ , where  $Q^2$  is the squared four-momentum-transfer in the DIS process, and also provide six new high- $Q^2$  points at low  $p_T$ , where  $p_T$  is the transverse momentum of the jet. For all data sets used in the analysis, massless jets were identified with the  $k_T$  algorithm with the  $R$  parameter set to one. A summary of these data sets is provided in Table 1. All experimental correlations provided by H1 and ZEUS were carefully taken into account as in the previous analysis [2].

The predictions for inclusive jet and dijet production at NNLO were used for a slightly reduced phase space compared to HERAPDF2.0Jets NLO in order to limit the NNLO scale,  $\mu$ , uncertainties of the theoretical predictions to below 10%. Jets from the inclusive-jet data with  $\mu^2 = (p_T^2 + Q^2) \leq (10.0 \text{ GeV})^2$  and dijets with  $\mu^2 = (\langle p_T \rangle_2^2 + Q^2) \leq (10.0 \text{ GeV})^2$ , where  $\langle p_T \rangle_2$  is the average of the transverse momenta of the two jets, were excluded. These requirements on  $\mu$  also ensure that  $\mu$  is larger than the  $b$ -quark mass, which is necessary because the jets are built from massless partons in the calculation of the NNLO predictions. In addition, for each  $Q^2$  interval, the six data points with the lowest  $\langle p_T \rangle_2$ , were excluded from the ZEUS dijet data set. Due to the kinematic cuts applied for the selection of dijet events, the Born-level dijet contribution vanishes in these bins. Consequently, the NNLO theory predictions for dijet production amount only to NLO accuracy here. The resulting reduction of data points is detailed in Table 1. Furthermore, the trijet data [13], which were used for HERAPDF2.0Jets NLO, were excluded as NNLO theory predictions for trijet production

were not available. The theoretical predictions for the neutral current inclusive cross sections used for normalisation<sup>2</sup> were computed with the same code and theoretical settings used for the analysis of the inclusive data.

Since complete NNLO predictions were not available for heavy quarks, the inclusive charm data [29], which were included in the analysis at NLO [2], were not explicitly used in the PDF fits of the analysis presented here. Heavy-quark data [27] were used only to optimise the mass parameter values for charm,  $M_c$ , and beauty,  $M_b$ , which are required as input to the adopted RTOPT [26] NNLO approach to the fitting of the inclusive data.

## 3 QCD analysis

The present analysis was performed in the same way as all previous HERAPDF2.0 analyses [2]. Only cross sections for  $Q^2 \geq Q_{\min}^2$ , with  $Q_{\min}^2 = 3.5 \text{ GeV}^2$ , were used in the analysis. The  $\chi^2$  definition was taken from equation (32) of the previous paper [2]. The value of the starting scale for the DGLAP evolution was taken as  $\mu_{f0}^2 = 1.9 \text{ GeV}^2$ . The parameterisation of the PDFs and the choice of free parameters also followed the prescription for the HERAPDF2.0Jets NLO analysis, see Sect. 3.1.

All fits were performed using the program QCDNUM [30] within the xFitter (formerly HERAFitter) framework [31] and were cross-checked with an independent program, which was already used for cross-checks in the HERAPDF2.0 analysis. The results obtained using the two programs were in excellent agreement. All numbers presented here were obtained using xFitter. The light-quark coefficient functions were calculated in QCDNUM. The heavy-quark coefficient functions were calculated in the VFNS RTOPT [24], with recent modifications [25,26], see Sect. 3.3.

The present analysis was made possible by the newly available calculation of jet-production cross sections at NNLO [15–23] using the zero-mass scheme. This is expected to be a reasonable approximation when the relevant QCD scales are significantly above the charm- and beauty-quark masses. The jet data were included in the fits at full NNLO using predictions for the jet cross sections calculated using NNLOJET [15–17], which was interfaced to the fast grid-interpolation codes, fastNLO [18–20] and APPLgrid [21,22] using the APPLfast framework [23], in order to achieve the required speed for the convolutions needed in an iterative PDF fit. The NNLO jet predictions were provided in the massless scheme and were corrected for hadronisation and  $Z^0$  exchange before they were used in the fits. A running

<sup>2</sup> The H1 collaboration published jet cross sections normalised to neutral current cross sections because of the partial cancellation of systematic uncertainties.

**Table 1** The jet-production data sets from H1 and ZEUS used for the HERAPDF2.0Jets NNLO fits. The data were used as published by the collaborations. The term normalised indicates that these cross sections are normalised to the respective neutral current inclusive cross sections

Data set	Taken From to	$Q^2$ [GeV <sup>2</sup> ] range		$\mathcal{L}$ pb <sup>-1</sup>	$e^+ / e^-$	$\sqrt{s}$ GeV	Normalised	All points	Used points	References
		From	To							
H1 HERA I normalised jets	1999–2000	150	15,000	65.4	$e^+ p$	319	Yes	24	24	[9]
H1 HERA I jets at low $Q^2$	1999–2000	5	100	43.5	$e^+ p$	319	No	28	20	[10]
H1 normalised inclusive jets at high $Q^2$	2003–2007	150	15,000	351	$e^+ p / e^- p$	319	Yes	30	30	[13, 14]
H1 normalised dijets at high $Q^2$	2003–2007	150	15,000	351	$e^+ p / e^- p$	319	Yes	24	24	[13]
H1 normalised inclusive jets at low $Q^2$	2005–2007	5.5	80	290	$e^+ p / e^- p$	319	Yes	48	37	[14]
H1 normalised dijets at low $Q^2$	2005–2007	5.5	80	290	$e^+ p / e^- p$	319	Yes	48	37	[14]
ZEUS inclusive jets	1996–1997	125	10,000	38.6	$e^+ p$	301	No	30	30	[11]
ZEUS dijets	1998–2000 and 2004–2007	125	20,000	374	$e^+ p / e^- p$	318	No	22	16	[12]

**Table 2** Central values of model input parameters and their one-sigma variations. It was not possible to implement the variations marked \* because  $\mu_{f0} < M_c$  is required, see Sect. 3.3. In these cases, the uncertainty on the PDF obtained from the other variation was symmetrised

Parameter	Central value	Downwards variation	Upwards variation
$Q_{\min}^2$ [GeV <sup>2</sup> ]	3.5	2.5	5.0
$f_s$	0.4	0.3	0.5
$M_c$ [GeV]	1.41	1.37*	1.45
$M_b$ [GeV]	4.20	4.10	4.30
$\mu_{f0}^2$ [GeV <sup>2</sup> ]	1.9	1.6	2.2*

electromagnetic  $\alpha$  as implemented in the 2012 version of the programme EPRC [32] was used in the treatment of the jet cross sections. The predictions included estimates of the numerical precision, which were taken into account in all fits as 50% correlated and 50% uncorrelated between processes and bins. These uncertainties are very small, typically between 0.5 and 1.0%.

The choice of scales for the jet data had to be adjusted for the NNLO analysis. At NLO, the factorisation scale was chosen as for the inclusive data, i.e.  $\mu_f^2 = Q^2$ , while the renormalisation scale was linked to the transverse momenta,  $p_T$ , of the jets as  $\mu_r^2 = (Q^2 + p_T^2)/2$ . For the NNLO analysis,  $\mu_f^2 = \mu_r^2 = Q^2 + p_T^2$  was used for inclusive jets and  $\mu_f^2 = \mu_r^2 = Q^2 + \langle p_T \rangle^2$  for dijets. These changes resulted in improved  $\chi^2$  values for the fits, confirming previously published studies [33]. Scale variations were also considered and are discussed in Sects. 4.1 and 4.2. In general, scale variations are used to estimate the uncertainties due to missing higher-order contributions.

### 3.1 Choice of PDF parameterisation and model parameters

The choice of parameterisation follows the original concept of HERAPDF2.0, for which all details have been previously published [2]. The parameterisation is an effective way to store the information derived from many data points in a limited set of numbers. The parameterised PDFs,  $xf(x)$ , are the gluon distribution  $xg$ , the valence-quark distributions  $xu_v$ ,  $xd_v$ , and the  $u$ -type and  $d$ -type anti-quark distributions  $x\bar{U}$ ,  $x\bar{D}$ , where  $x\bar{U} = x\bar{u}$  and  $x\bar{D} = x\bar{d} + x\bar{s}$  at the chosen starting scale. The generic form of the parameterisation for a PDF  $f(x)$  is

$$xf(x) = Ax^B(1-x)^C(1+Dx+Ex^2). \tag{1}$$

For the gluon PDF, an additional term of the form  $A'_g x^{B'_g} (1-x)^{C'_g}$  is subtracted.<sup>3</sup>

Not all the  $D$  and  $E$  parameters were required in the fit. The so-called  $\chi^2$  saturation method [2, 34] was used to reject redundant parameters. Initially, all  $D$  and  $E$  parameters as

<sup>3</sup> The parameter  $C'_g = 25$  was fixed since the fit is not sensitive to this value, provided it is high enough ( $C'_g > 15$ ) to ensure that the term does not contribute at large  $x$ .

well as  $A'_g$  were set to zero. Extra parameters were introduced one at a time until the  $\chi^2$  of the fit could not be further improved. This resulted in a final parameterisation

$$xg(x) = A_g x^{B_g} (1-x)^{C_g} - A'_g x^{B'_g} (1-x)^{C'_g}, \quad (2)$$

$$xu_v(x) = A_{u_v} x^{B_{u_v}} (1-x)^{C_{u_v}} (1 + E_{u_v} x^2), \quad (3)$$

$$xd_v(x) = A_{d_v} x^{B_{d_v}} (1-x)^{C_{d_v}}, \quad (4)$$

$$x\bar{U}(x) = A_{\bar{U}} x^{B_{\bar{U}}} (1-x)^{C_{\bar{U}}} (1 + D_{\bar{U}} x), \quad (5)$$

$$x\bar{D}(x) = A_{\bar{D}} x^{B_{\bar{D}}} (1-x)^{C_{\bar{D}}}. \quad (6)$$

The normalisation parameters,  $A_g, A_{u_v}, A_{d_v}$ , were constrained by the quark-number and momentum sum rules. The  $B$  parameters,  $B_{\bar{U}}$  and  $B_{\bar{D}}$ , were set equal, resulting in a single  $B$  parameter for the sea distributions.

The strange-quark distribution was expressed as an  $x$ -independent fraction,  $f_s$ , of the  $d$ -type sea,  $x\bar{s} = f_s x\bar{D}$  at the starting scale  $\mu_{f0}$ . The value  $f_s = 0.4$  was chosen to be a compromise between the suppressed strange sea seen in neutrino-induced di-muon production [35, 36] and the unsuppressed strange sea seen by the ATLAS collaboration [37]. The further constraint  $A_{\bar{U}} = A_{\bar{D}}(1 - f_s)$ , together with the requirement  $B_{\bar{U}} = B_{\bar{D}}$ , ensured that  $x\bar{u} \rightarrow x\bar{d}$  as  $x \rightarrow 0$ .

The final parameterisation together with the constraints became the basis of the 14-parameter fit which was used throughout the analysis. The parameterisation is identical to the parameterisation used previously for the analysis of the inclusive data [2].

### 3.2 Model and parameterisation uncertainties

Model and parameterisation uncertainties on the PDFs were evaluated by using fits with modified input assumptions. The central values of the model parameters and their variations are summarised in Table 2. The uncertainties on the PDFs obtained from variations of  $M_c, M_b, f_s$  and  $Q_{\min}^2$  were added in quadrature, separately for positive and negative uncertainties, and represent the model uncertainty.

The symmetrised uncertainty obtained from the downward variation of  $\mu_{f0}^2$  from 1.9 to 1.6 GeV<sup>2</sup>, see also Sect. 3.3, was taken as a parameterisation uncertainty. In addition, a variation of the number of terms in the polynomial  $(1 + Dx + Ex^2)$  was considered for each of the parton distributions listed in Eqs. (2)–(6). For this, all 15-parameter fits which have one more non-zero free  $D$  or  $E$  parameter were considered as possible variants and the resulting PDFs compared to the PDF from the 14-parameter central fit. The only visible change in the shapes of the PDFs was observed for the addition of a  $D_{u_v}$  parameter. The maximal deviation of the fit at each  $x$  value was considered an uncertainty, forming an envelope around the central fit.

### 3.3 Optimisation of $M_c$ and $M_b$

The RTOPT scheme used to calculate predictions for the inclusive data requires the charm- and beauty-mass parameters,  $M_c$  and  $M_b$ , as input. As new combined HERA data on heavy-quark production [27] became available, the optimal values of these mass parameters were reevaluated. The previously established procedure [2, 34] was applied to these new heavy quark data together with the combined inclusive data [2]. The procedure comprises multiple pQCD fits with varying choices of the  $M_c$  and  $M_b$  parameters. The parameter values resulting in the lowest  $\chi^2$  values of the fit were chosen. This was done both at NNLO and NLO to provide consistent sets of  $M_c$  and  $M_b$  for future pQCD analyses. The uncertainties of the mass parameters were determined by fitting the  $\chi^2$  values with a quadratic function and finding the mass-parameter values corresponding to  $\Delta\chi^2 = 1$ .

At NNLO (NLO), the fits for the optimisation were performed with fixed values of  $\alpha_s = 0.1155^4$  ( $\alpha_s = 0.118$ ).<sup>5</sup> As a first iteration at NNLO (NLO), the mass parameter values used for HERAPDF2.0 NNLO (NLO) were used as fixed points, so that  $M_c$  was varied with fixed  $M_b = 4.5$  GeV (4.5 GeV) and  $M_b$  was varied with fixed  $M_c = 1.43$  GeV (1.47 GeV). In every iteration to determine  $M_b$  ( $M_c$ ), the mass-parameter value for  $M_c$  ( $M_b$ ) as obtained from the previous iteration was used as a new fixed point. The iterations were terminated once values stable to within 0.1% for  $M_c$  and  $M_b$  were obtained. The final  $\chi^2$  scans at NNLO are shown in Fig. 1a, c and at NLO in Fig. 1b, d. The resulting values at NNLO are  $M_c = 1.41 \pm 0.04$  GeV and  $M_b = 4.20 \pm 0.10$  GeV, compatible with the values determined for HERAPDF2.0 NNLO, with slightly reduced uncertainties. The values at NLO are  $M_c = 1.46 \pm 0.04$  GeV and  $M_b = 4.30 \pm 0.10$  GeV. The minimum in  $\chi^2$  for the parameter  $M_c$  at NNLO is observed close to the technical limit of the fitting procedure,  $\mu_{f0} < M_c$ . The model uncertainty due to  $M_b$  was obtained by varying  $M_b$  by its one-standard-deviation uncertainty. The same procedure was not possible for  $M_c$  because the downward variation created a conflict with  $\mu_{f0}$ , which has to be less than  $M_c$  in the RTOPT scheme, in order that charm can be generated perturbatively. Thus, only an upward variation of  $M_c$  was considered and the resulting uncertainty on the PDFs was symmetrised. In addition, this requirement of  $\mu_{f0} < M_c$  created a conflict with the variation of  $\mu_{f0}^2$ . The normal procedure would have included an upward variation of  $\mu_{f0}^2$  to 2.2 GeV<sup>2</sup> but  $\mu_{f0}$  would have become larger than the upper boundary of the uncertainty

<sup>4</sup> A cross-check was performed with the fixed value of  $\alpha_s = 0.118$  and no significant difference in the resulting  $M_c$  and  $M_b$  values was observed.

<sup>5</sup> The value 0.118 was used in the pQCD analysis of heavy-quark data [27].

interval of  $M_c$ .<sup>6</sup> Thus,  $\mu_{f0}^2$  was only varied downwards to  $1.6 \text{ GeV}^2$ , and, again, the resulting uncertainty on the PDFs was symmetrised. The continued suitability of the chosen central parameterisation was verified for the new settings for  $M_c$  and  $M_b$  using the  $\chi^2$  saturation method as described in Sect. 3.1.

### 3.4 Hadronisation uncertainties

For the jet-data analysis, it was also necessary to consider the effect of the uncertainties on hadronisation corrections. These, as determined for the original publications, were reviewed for this analysis. The H1 uncertainties were used as published; those for the ZEUS data were increased<sup>7</sup> to the maximum value quoted in the publications, 2%. This change resulted in no significant difference to any of the results presented here.

In the HERAPDF2.0Jets NLO analysis [2], hadronisation uncertainties were applied using the offset method, i.e. performing separate fits with the hadronisation corrections set to their maximal and minimal values. This resulted in a hadronisation uncertainty on  $\alpha_s(M_Z^2)$  of  $\pm 0.0012$  [2]. The current procedure improves upon this by including the uncertainties on the hadronisation corrections at the same level as the other systematic uncertainties. Thus, their contribution became part of the overall experimental (fit) uncertainties. They were treated as 50% correlated and 50% uncorrelated between bins and data sets. For fits with fixed  $\alpha_s(M_Z^2)$ , their contribution was negligible. For fits with free  $\alpha_s(M_Z^2)$ , their contribution to the experimental uncertainty on  $\alpha_s(M_Z^2)$  was  $\pm 0.0006$ . This represents a significant reduction of the influence of the hadronisation uncertainties compared to previous analyses.

The total uncertainties on the PDFs were obtained by adding the experimental (fit), the model and the parameterisation uncertainties in quadrature.

## 4 HERAPDF2.0Jets NNLO – results

### 4.1 Simultaneous determination of $\alpha_s(M_Z^2)$ and PDFs

In pQCD fits to inclusive DIS data alone, the gluon PDF is only determined via the DGLAP equations, using the observed scaling violations. This results in a strong correlation between the shape of the gluon distribution and the value of  $\alpha_s(M_Z^2)$ . Data on jet-production cross sections provide an

independent constraint on the gluon distribution and are also directly sensitive to  $\alpha_s(M_Z^2)$ . Thus, such data are essential for an accurate simultaneous determination of  $\alpha_s(M_Z^2)$  and the gluon distribution.

When determining  $\alpha_s(M_Z^2)$ , it is necessary to consider so-called “scale uncertainties”, which serve as a proxy for the uncertainties due to the unknown higher-order contributions in the perturbation expansion. These uncertainties were evaluated by varying the renormalisation and factorisation scales by a factor of two, both separately and simultaneously.<sup>8</sup> The maximum positive and negative deviations of the result were assigned as the scale uncertainties on  $\alpha_s(M_Z^2)$ . These were observed for the variations  $(2.0\mu_r, 1.0\mu_f)$  and  $(0.5\mu_r, 1.0\mu_f)$ , respectively.

The HERAPDF2.0Jets NNLO fit with free  $\alpha_s(M_Z^2)$  resulted in

$$\begin{aligned} \alpha_s(M_Z^2) &= 0.1156 \pm 0.0011 \text{ (exp)} \\ &\quad \pm_{0.0002}^{0.0001} \text{ (model + parameterisation)} \\ &\quad \pm 0.0029 \text{ (scale)}, \end{aligned} \quad (7)$$

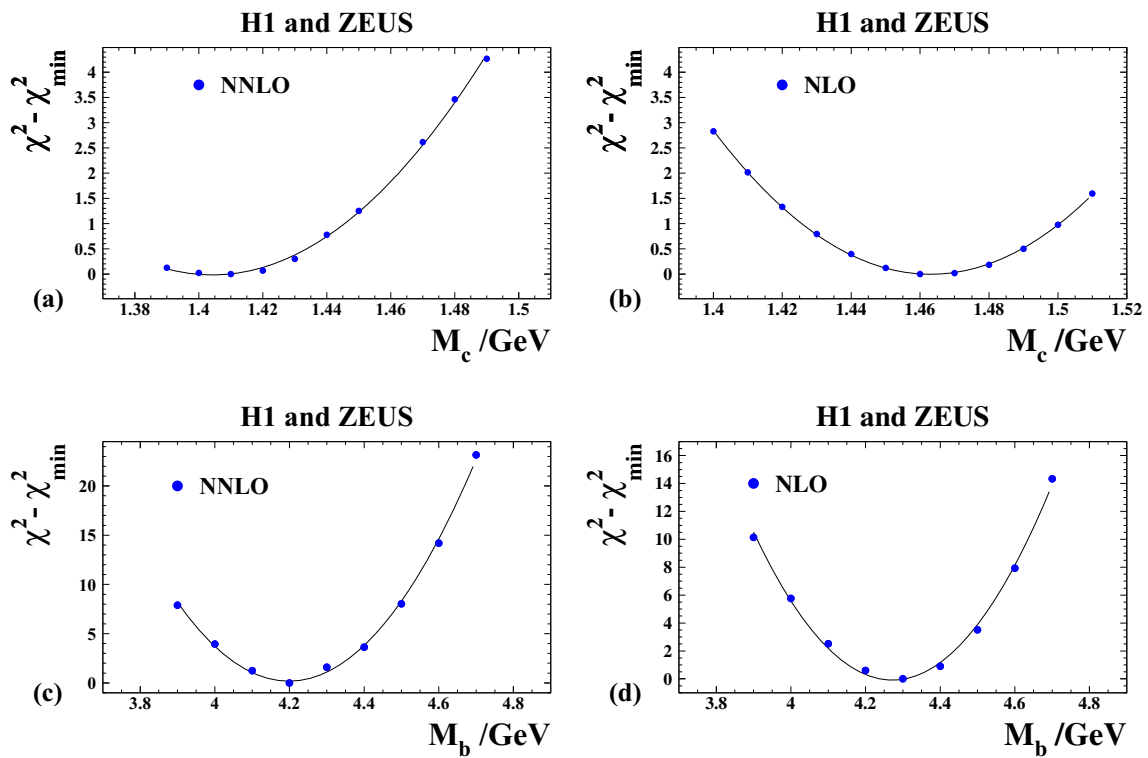
where “exp” denotes the experimental uncertainty, which was taken as the fit uncertainty, including the contribution from hadronisation uncertainties. The value of  $\alpha_s(M_Z^2)$  and the size of the experimental uncertainty were confirmed by a scan in  $\alpha_s(M_Z^2)$ , for which the resulting  $\chi^2$  values are shown in Fig. 2. The clear minimum observed in  $\chi^2$  coincides with the value of  $\alpha_s(M_Z^2)$  listed in Eq. (7). The width of the minimum in  $\chi^2$  confirms the fit uncertainty. The small combined model and parameterisation uncertainty shown in Fig. 2 was determined by performing similar scans, for which the values of the model parameters and the parameterisation were varied as described in Sect. 3.1.

Figure 2 also shows the scale uncertainty, which dominates the total uncertainty. The scale uncertainty as listed in Eq. (7) was evaluated under the assumption of 100% correlated uncertainties between bins and data sets. The previously published result at NLO [2] had scale uncertainties calculated under the assumption of 50% correlated and 50% uncorrelated uncertainties between bins and data sets, owing to the inclusion of heavy-quark and trijet data. A strong motivation to determine  $\alpha_s(M_Z^2)$  at NNLO was the expectation of a substantial reduction in the scale uncertainty. Therefore, the analysis was repeated for these assumptions in order to compare the NNLO to the NLO scale uncertainties. The re-evaluated NNLO scale uncertainty of  $(\pm 0.0022)$  is indeed significantly lower than the  $(+0.0037, -0.0030)$  previously observed in the HERAPDF2.0Jets NLO analysis.

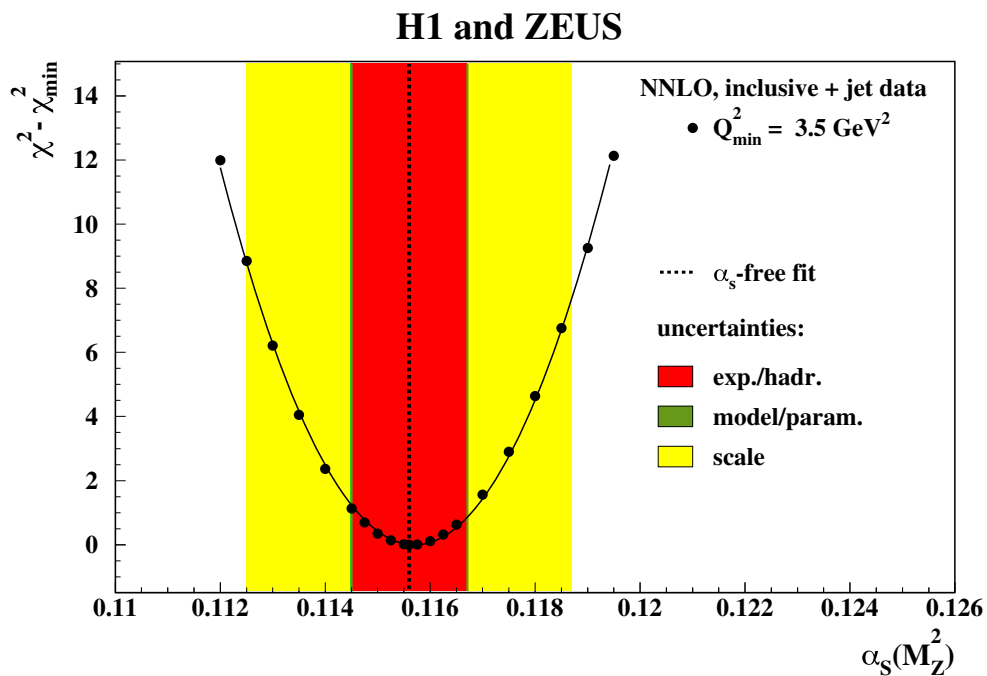
<sup>6</sup> In previous HERAPDF analyses, the uncertainty on  $M_c$  was large enough to accommodate the upward  $\mu_{f0}^2$  variation.

<sup>7</sup> The uncertainties on dijet production were already quoted as 2%; the smaller uncertainties originally quoted for inclusive jet production were increased to be consistent and conservative.

<sup>8</sup> This procedure is often called the 9-point variation, where the nine variations are  $(0.5\mu_r, 0.5\mu_f)$ ,  $(0.5\mu_r, 1.0\mu_f)$ ,  $(0.5\mu_r, 2.0\mu_f)$ ,  $(1.0\mu_r, 0.5\mu_f)$ ,  $(1.0\mu_r, 1.0\mu_f)$ ,  $(1.0\mu_r, 2.0\mu_f)$ ,  $(2.0\mu_r, 0.5\mu_f)$ ,  $(2.0\mu_r, 1.0\mu_f)$ ,  $(2.0\mu_r, 2.0\mu_f)$ .



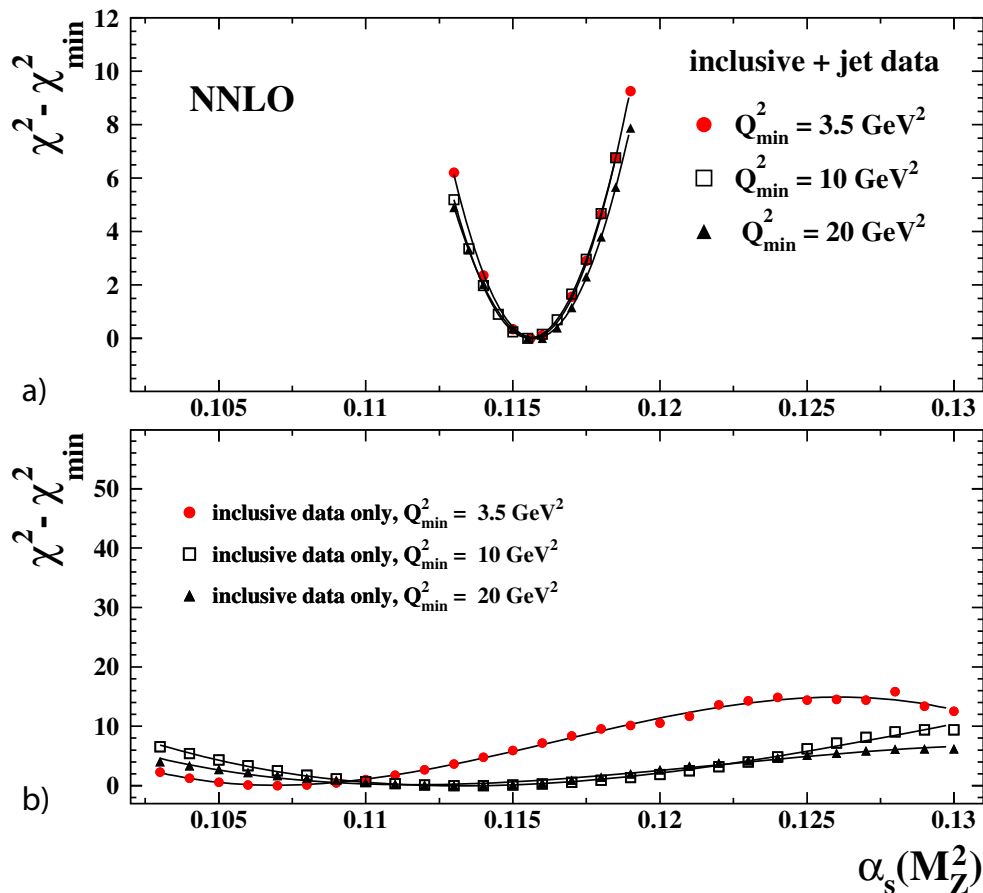
**Fig. 1** Difference between  $\chi^2$  and  $\chi_{\min}^2$  versus **a**  $M_c$  for  $M_b = 4.2$  GeV at NNLO with  $\alpha_s(M_Z^2) = 0.1155$ , **b**  $M_c$  for  $M_b = 4.3$  GeV at NLO with  $\alpha_s(M_Z^2) = 0.118$ , **c**  $M_b$  with  $M_c = 1.41$  GeV at NNLO with  $\alpha_s(M_Z^2) = 0.1155$ , **d**  $M_b$  with  $M_c = 1.46$  GeV at NLO with  $\alpha_s(M_Z^2) = 0.118$



**Fig. 2** Difference between  $\chi^2$  and  $\chi_{\min}^2$  versus  $\alpha_s(M_Z^2)$  for HERAPDF2.0Jets NNLO fits with fixed  $\alpha_s(M_Z^2)$ . The result and all uncertainties determined for the HERAPDF2.0Jets NNLO fit with free  $\alpha_s(M_Z^2)$  are also shown, added in quadrature



### H1 and ZEUS



**Fig. 3** Difference between  $\chi^2$  and  $\chi_{\min}^2$  versus  $\alpha_s(M_Z^2)$  for a HERAPDF2.0Jets NNLO fits with fixed  $\alpha_s(M_Z^2)$  with the standard  $Q_{\min}^2$  for the inclusive data of  $3.5 \text{ GeV}^2$  and  $Q_{\min}^2$  set to

$10 \text{ GeV}^2$  and  $20 \text{ GeV}^2$ . **b** For comparison, the situation for fits to only inclusive data, HERAPDF2.0 NNLO, is shown, taken from [2]

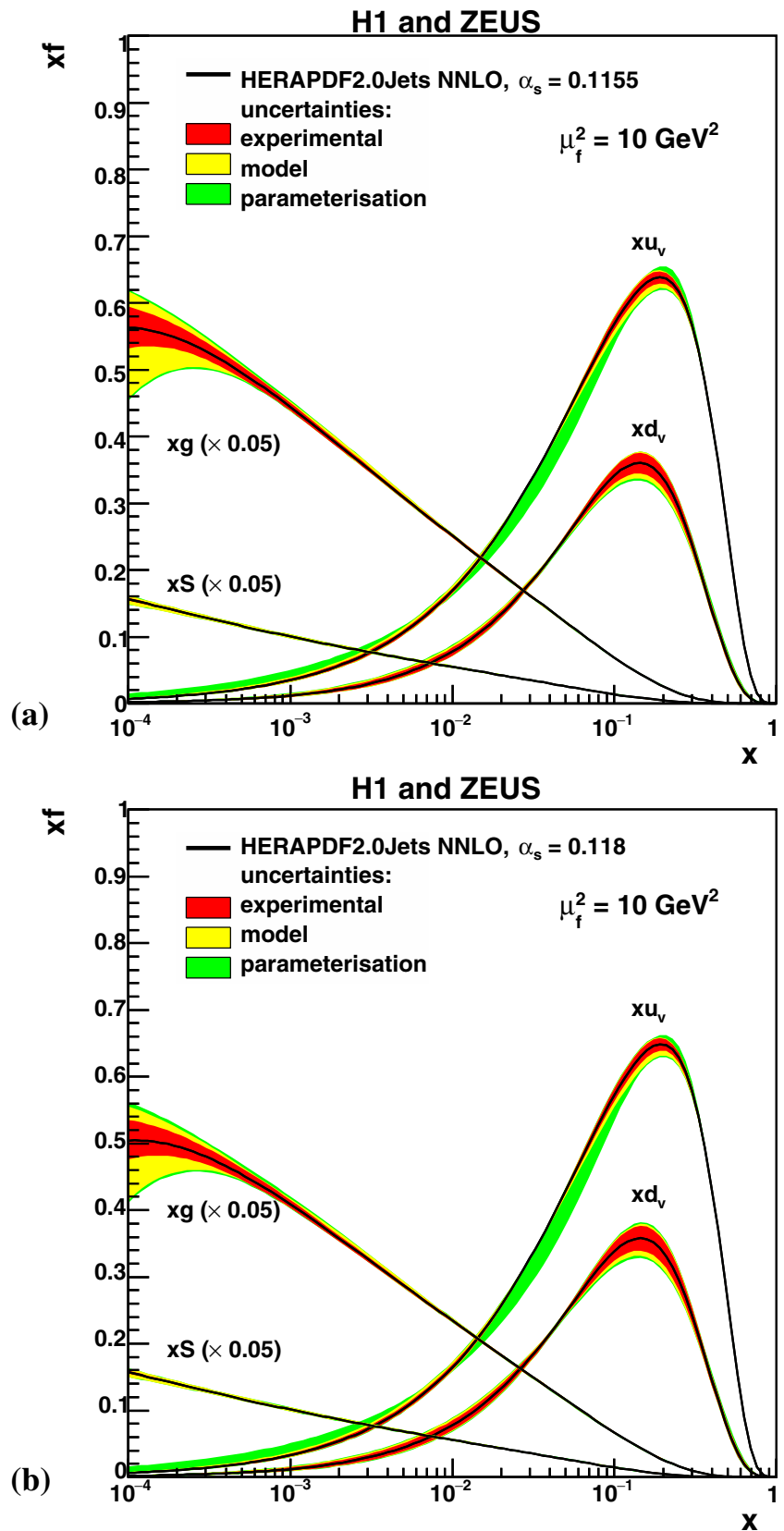
The HERAPDF2.0Jets NNLO fit with free  $\alpha_s(M_Z^2)$  was based on 1363 data points and had a  $\chi^2/\text{degree of freedom (d.o.f.)} = 1614/1348 = 1.197$ . This can be compared to the  $\chi^2/\text{d.o.f.} = 1363/1131 = 1.205$  for HERAPDF2.0 NNLO based on inclusive data only [2]. The similarity of the  $\chi^2/\text{d.o.f.}$  values indicates that the data on jet production do not introduce any additional tension into the fit and are fully consistent with the inclusive data.

The question of whether data at relatively low  $Q^2$  bias the determination of  $\alpha_s(M_Z^2)$  arose within the context of the HERAPDF2.0 analysis [2]. Figure 3a shows the result of  $\alpha_s(M_Z^2)$  scans with  $Q_{\min}^2$  for the inclusive data set to  $3.5 \text{ GeV}^2$ ,  $10 \text{ GeV}^2$  and  $20 \text{ GeV}^2$ . The positions of the minima are in good agreement, indicating that any anomalies at low  $Q^2$  are small. Figure 3b shows the result of similar scans with only the inclusive data used as input [2]. The inclusive data alone cannot sufficiently constrain  $\alpha_s(M_Z^2)$ .

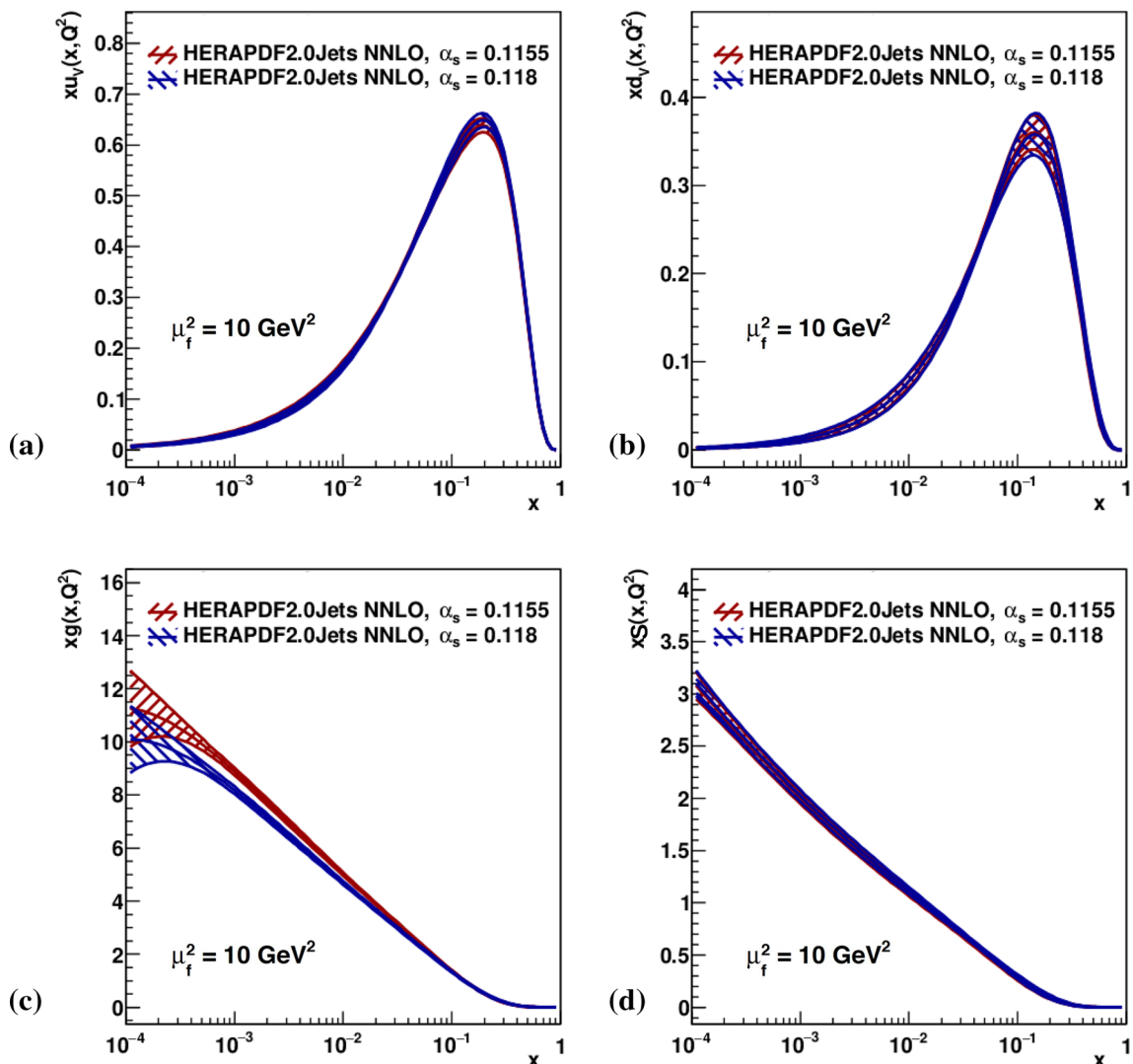
To verify that the use of the  $A'_g$  term in the gluon parameterisation does not bias the determination of  $\alpha_s(M_Z^2)$ , cross-checks were made with two modified gluon parameterisations. These are  $A'_g = 0$  and  $xg(x) = A_g x^{B_g} (1-x)^{C_g}$  as well as the alternative gluon parameterisation, AG [2], for which  $A'_g = 0$  and  $xg(x) = A_g x^{B_g} (1-x)^{C_g} (1 + D_g x)$ . A value of  $\alpha_s(M_Z^2) = 0.1151 \pm 0.0010$  (exp) was obtained for both modifications of the parameterisation, which is in agreement with the result for the standard parameterisation. The value of  $D_g$  in the AG parameterisation was consistent with zero. These results demonstrate that the present  $\alpha_s(M_Z^2)$  determination is not very sensitive to the details of the gluon parameterisation.

Previous determinations of  $\alpha_s(M_Z^2)$  at NNLO using jet data [28,33] used predetermined PDFs. These analyses were performed with a cut  $\mu > 2M_b$ , which is quite similar to the  $\mu > 10.0 \text{ GeV}$  cut used for this analysis. Thus, the scale uncertainties can be compared. The H1 result [33] is

**Fig. 4** The parton distribution functions  $xu_v, xd_v, xg$  and  $xS = x(\bar{U} + \bar{D})$  of HERAPDF2.0Jets NNLO, with **a**  $\alpha_s(M_Z^2)$  fixed to 0.1155 and **b**  $\alpha_s(M_Z^2)$  fixed to 0.118, at the scale  $\mu_f^2 = 10 \text{ GeV}^2$ . The uncertainties are shown as differently shaded bands



# H1 and ZEUS



**Fig. 5** Comparison of the parton distribution functions **a**  $xu_v$ , **b**  $xd_v$ , **c**  $xg$  and **d**  $xS = x(\bar{U} + \bar{D})$  of HERAPDF2.0Jets NNLO with fixed  $\alpha_s(M_Z^2) = 0.1155$  and  $\alpha_s(M_Z^2) = 0.118$ , at the scale  $\mu_f^2 = 10 \text{ GeV}^2$ . The total uncertainties are shown as differently hatched bands

based on H1 data only and the quoted scale uncertainty is  $\pm 0.0039$ . The scale uncertainty published by NNLOjet [28] using only H1 and ZEUS inclusive jet data is  $\pm 0.0033$ . This can be compared to the  $\pm 0.0029$  obtained for the analysis presented here. The H1 collaboration also provided one simultaneous fit of  $\alpha_s(M_Z^2)$  and PDFs using a zero-mass variable-flavour-number scheme [33]. It was based on H1 inclusive and jet data with  $Q_{\text{min}}^2 = 10 \text{ GeV}^2$ . For comparison, the analysis presented here was modified by also setting  $Q_{\text{min}}^2 = 10 \text{ GeV}^2$ . The value of  $\alpha_s(M_Z^2)$  published by H1 is  $\alpha_s(M_Z^2) = 0.1147 \pm 0.0011$  (exp)  $\pm 0.0002$  (model)  $\pm 0.0003$  (parameterisation)  $\pm 0.0023$  (scale) while the current modified analysis resulted in  $\alpha_s(M_Z^2) = 0.1156 \pm 0.0011$  (exp)  $\pm 0.0002$  (model + parameterisation)  $\pm 0.0021$

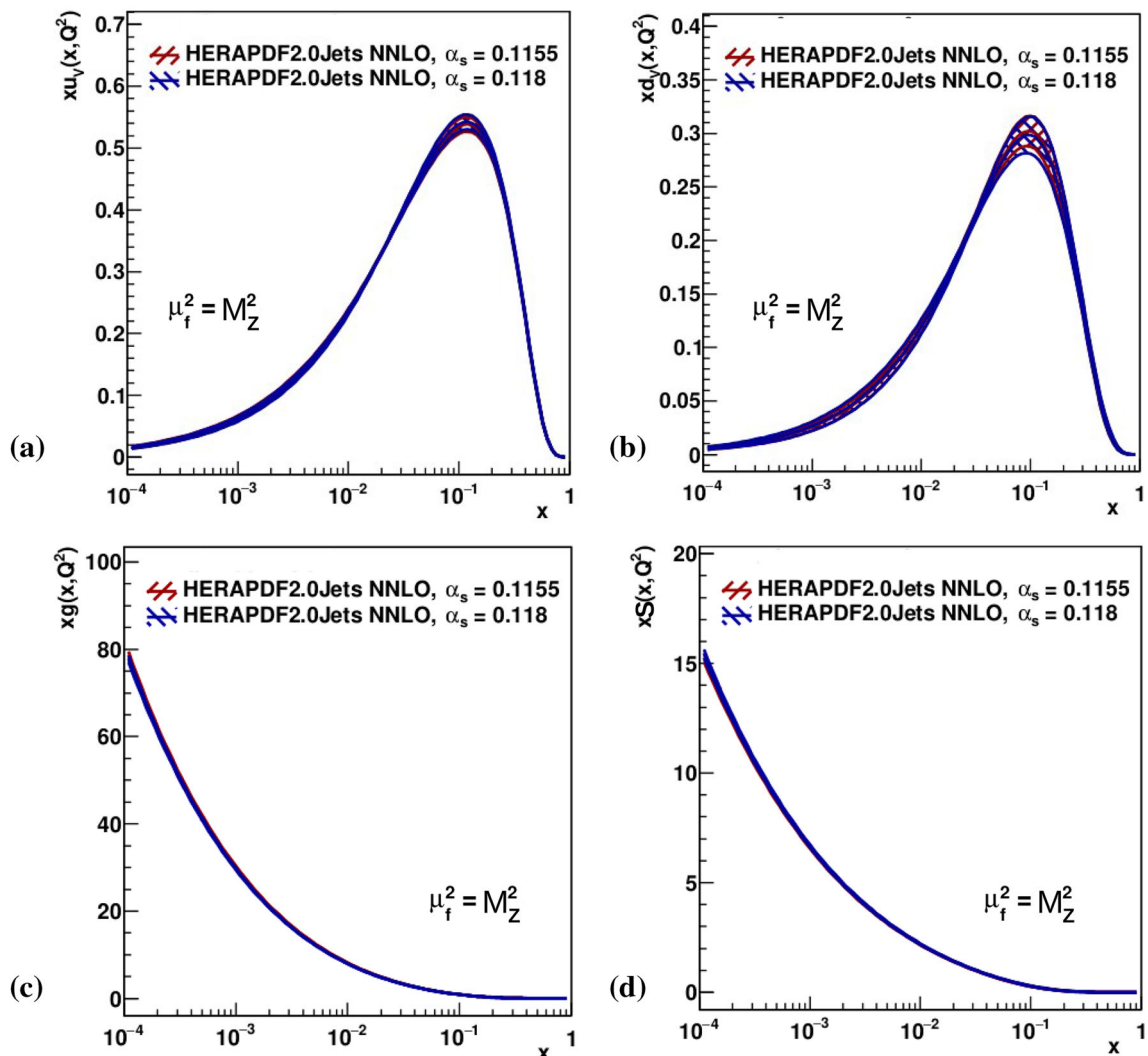
(scale). These values agree within uncertainties. Overall, the various determinations of  $\alpha_s(M_Z^2)$  provide a very consistent picture up to NNLO.

## 4.2 The PDFs of HERAPDF2.0Jets NNLO obtained for fixed $\alpha_s(M_Z^2)$

Fixed values of  $\alpha_s(M_Z^2) = 0.1155$  and  $\alpha_s(M_Z^2) = 0.118$  were used for the determination of the two sets of PDFs released from the HERAPDF2.0Jets NNLO analysis, see Appendix A. The value of  $\alpha_s(M_Z^2) = 0.1155$  corresponds<sup>9</sup> to

<sup>9</sup> After much analysis work had been done at the initial fit result of 0.1155, further theoretical work led to the final fit value drifting to

# H1 and ZEUS



**Fig. 6** Comparison of the parton distribution functions **a**  $xu_v$ , **b**  $xd_v$ , **c**  $xg$  and **d**  $xS = x(\bar{U} + \bar{D})$  of HERAPDF2.0Jets NNLO with fixed  $\alpha_s(M_Z^2) = 0.1155$  and  $\alpha_s(M_Z^2) = 0.118$ ,

at the scale  $\mu_f^2 = M_Z^2$  with  $M_Z = 91.19\text{ GeV}$  [38]. The total uncertainties are shown as differently hatched bands

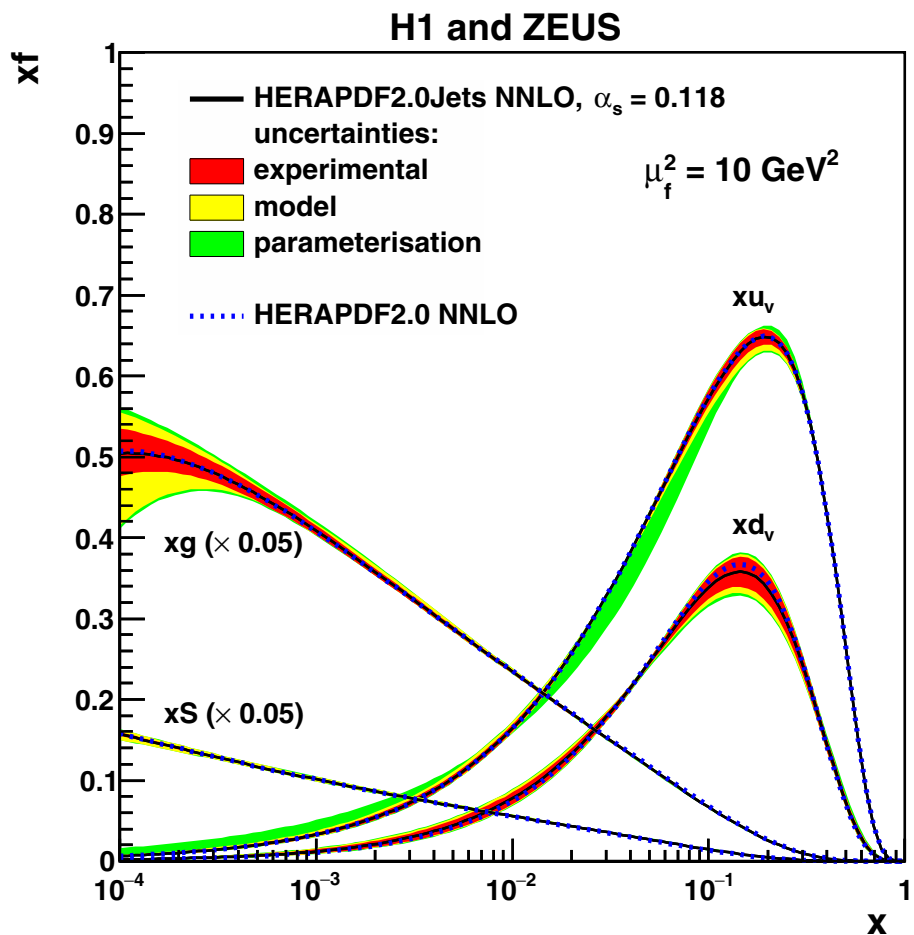
the determination of  $\alpha_s(M_Z^2)$  presented in Sect. 4.1. The value of  $\alpha_s(M_Z^2) = 0.118$  was the result of the HERAPDF2.0Jets NLO analysis and was used for the HERAPDF2.0 analyses at NNLO based on inclusive data only [2]. The PDFs of HERAPDF2.0Jets NNLO are shown in Fig. 4a, b for fixed  $\alpha_s(M_Z^2) = 0.1155$  and fixed  $\alpha_s(M_Z^2) = 0.118$ , respectively, at the scale  $\mu_f^2 = 10\text{ GeV}^2$ . The uncertainties shown are the experimental (fit) uncertainties as well as the model and parameterisation uncertainties defined in Sect. 3.2. The intro-

0.1156. In order to avoid a large amount of extra work, it was decided to continue using the value of 0.1155 for the analysis presented in this section, in the knowledge that such a tiny discrepancy could not make any difference to the conclusions.

duction of the parameter  $D_{uv}$  as a variation dominates the parameterisation uncertainty.

As the PDFs were derived with fixed  $\alpha_s(M_Z^2)$  values, uncertainties on the PDFs from varying the scales in the fit procedure were not considered, since in this case, a quantification of the influence of higher orders by varying the renormalisation and factorisation scales in the fit becomes questionable. Any variation of the renormalisation scale effectively amounts, in its numerical effect, to a modification of the value of  $\alpha_s(M_Z^2)$ , since the compensation with the explicit scale-dependent terms in the NLO and NNLO coefficients is incomplete. If a fit is performed with a fixed value of  $\alpha_s(M_Z^2)$ , it might thus not reach a local minimum, which is required to

**Fig. 7** Comparison of the parton distribution functions  $xu_v, xd_v, xg$  and  $xS = x(\bar{U} + \bar{D})$  of HERAPDF2.0Jets NNLO with HERAPDF2.0 NNLO based on inclusive data only, both with fixed  $\alpha_s(M_Z^2) = 0.118$ , at the scale  $\mu_f^2 = 10 \text{ GeV}^2$ . The uncertainties of HERAPDF2.0Jets NNLO are shown as differently shaded bands and the central value of HERAPDF2.0 NNLO is shown as a dotted line



estimate the influence of higher orders by varying the scales. Nevertheless, a cross-check with scale variations as described in Sect. 4.1 was made. The impact on the resulting PDFs was found to be negligible compared to the other uncertainties presented in Fig. 4.

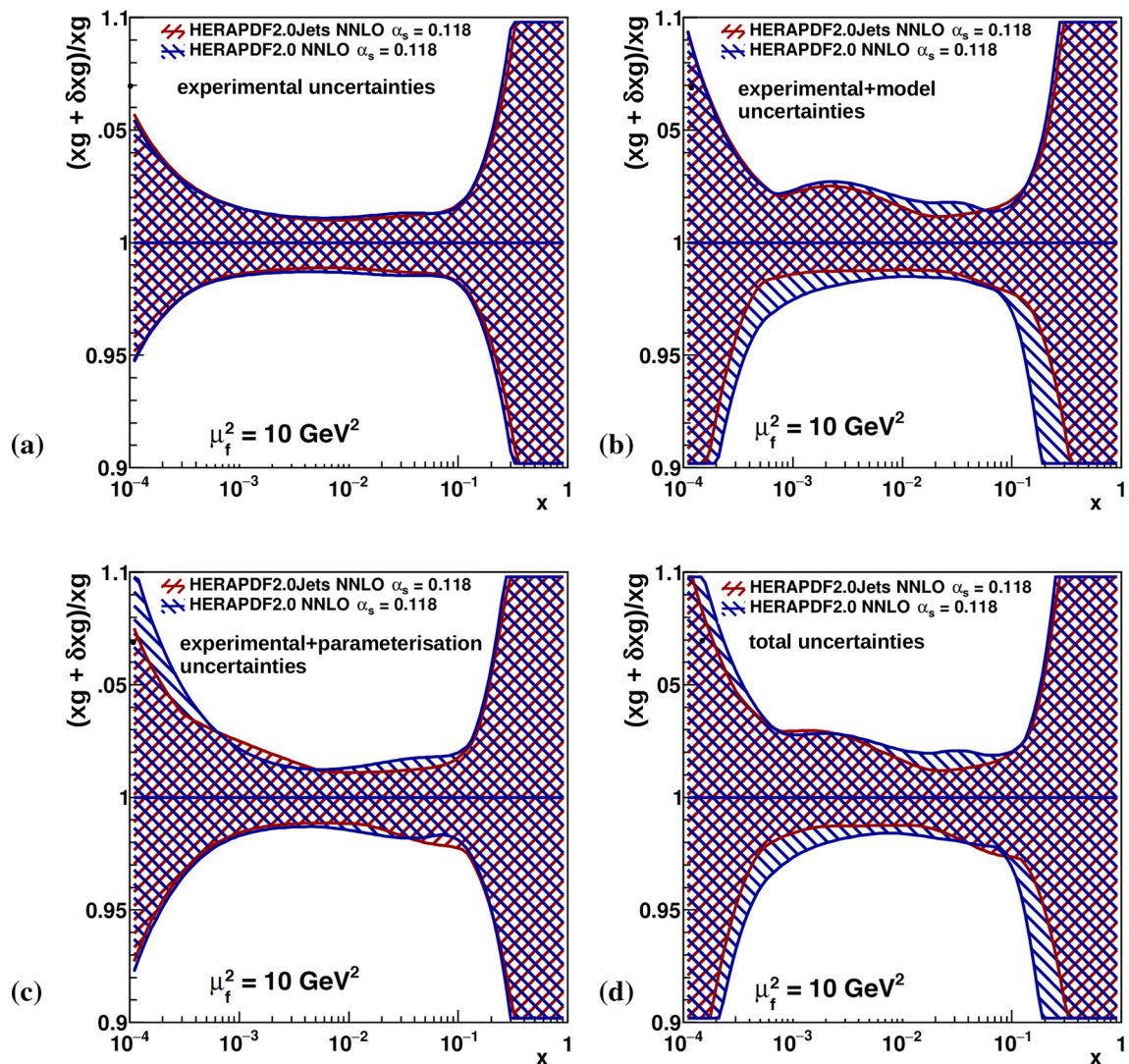
A comparison between the PDFs obtained for  $\alpha_s(M_Z^2) = 0.1155$  and  $\alpha_s(M_Z^2) = 0.118$  is provided in Figs. 5 and 6 for the scales  $\mu_f^2 = 10 \text{ GeV}^2$  and  $\mu_f^2 = M_Z^2$ , respectively. Here, only total uncertainties are shown. At the lower scale, a significant difference is observed between the gluon PDFs; the gluon PDF for  $\alpha_s(M_Z^2) = 0.1155$  is above the gluon PDF for  $\alpha_s(M_Z^2) = 0.118$  for  $x$  less than  $\approx 10^{-2}$ . This correlation between the value of  $\alpha_s(M_Z^2)$  and the shape of the gluon PDF is as expected from QCD evolution. At the scale of  $M_Z^2$ , the differences become negligible in the visible range of  $x$ .

A comparison of the PDFs obtained for  $\alpha_s(M_Z^2) = 0.118$  by HERAPDF2.0Jets NNLO to the PDFs of HERAPDF2.0 NNLO, based on inclusive data only, is provided in Fig. 7. These two sets of PDFs do not show any significant difference in the central values. However, the HERAPDF2.0Jets NNLO analysis results in a significant reduction of the uncer-

tainties on the gluon PDFs as shown in Fig. 8 at the scale of  $\mu_f^2 = 10 \text{ GeV}^2$  and in Fig. 9 at the scale of  $\mu_f^2 = M_Z^2$ . The reduction in the uncertainties for HERAPDF2.0Jets NNLO for  $\alpha_s(M_Z^2) = 0.1155$  compared to  $\alpha_s(M_Z^2) = 0.118$  is shown in Figs. 10 and 11. At high  $x$  and  $\mu_f^2 = M_Z^2$ , the parameterisation uncertainties become important, as can be seen by comparing Fig. 11b, c.

The reduction in model and parameterisation uncertainty for  $x < 10^{-3}$  for HERAPDF2.0Jets NNLO compared to HERAPDF2.0 NNLO is mostly due to the improved procedure to estimate this uncertainty. The reduced ranges of variation of  $M_c$  and  $M_b$  had little effect. The major effect came from symmetrising the results of the variations of  $\mu_{f0}^2$  and  $M_c^2$ , as discussed in Sect. 3.3. This removed a double counting of sources of uncertainty that had been present in the original HERAPDF2.0 procedure. On the other hand, the reduction of experimental as well as model and parameterisation uncertainties for  $x > 10^{-3}$  is due to the influence of the jet data. This is also demonstrated in Fig. 12, which shows ratios of the uncertainties with respect to the total uncertainties of HERAPDF2.0 NNLO based on inclusive data only. Shown are the

# H1 and ZEUS



**Fig. 8** Comparison of the normalised uncertainties on the gluon PDFs of HERAPDF2.0Jets NNLO and HERAPDF2.0 NNLO, both for  $\alpha_s(M_Z^2) = 0.118$  and at the scale  $\mu_f^2 = 10 \text{ GeV}^2$ , for **a** experimental

(fit), **b** experimental plus model, **c** experimental plus parameterisation, **d** total uncertainties. The uncertainties on both gluon PDFs are shown as differently hatched bands

experimental, the experimental plus model, and the experimental plus parameterisation uncertainties. Other selected ratio plots are provided in Appendix B.

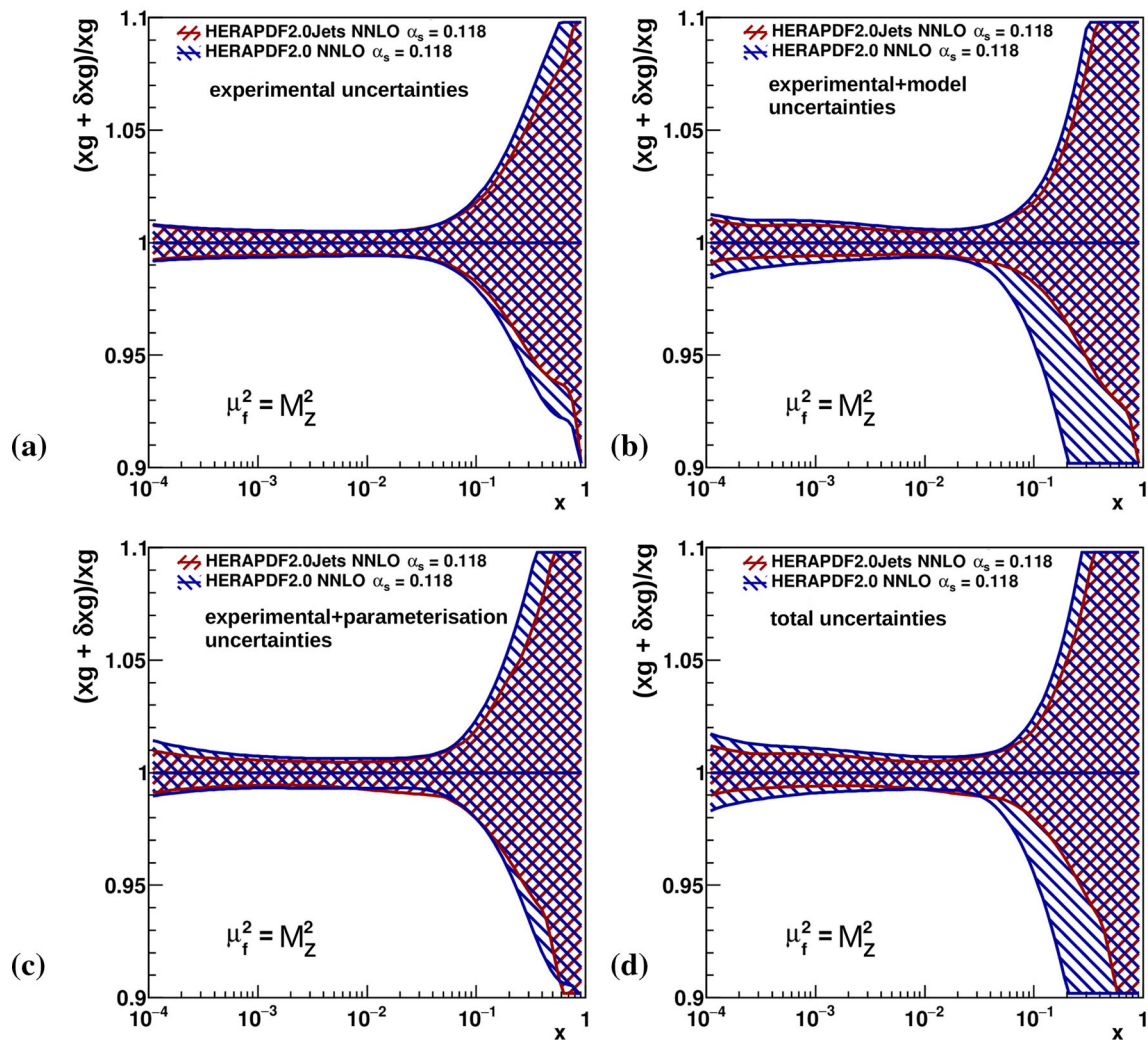
### 4.3 Comparisons of HERAPDF2.0Jets NNLO predictions to jet data

Comparisons of the predictions based on the PDFs of HERAPDF2.0Jets NNLO with fixed  $\alpha_s(M_Z^2) = 0.1155$  to the data on jet production used as input to the fit are shown in Figs. 13, 14, 15, 16, 17, 18, 19, and 20. Each figure presents

a direct comparison of the cross sections and the respective ratios.

The uncertainties on the NNLO predictions as calculated by NNLOJET were taken into account in all HERAPDF2.0Jets NNLO fits. The predictions based on the PDFs of HERAPDF2.0Jets NNLO were computed using the assumption of massless jets, i.e. the transverse energy,  $E_T$ , and the transverse momentum of a jet,  $p_T$ , were assumed to be equivalent. For the inclusive-jet analyses, each jet  $p_T$  entered the cross-section calculation separately. For dijet analyses, the average of the transverse momenta of the two jets,  $\langle p_T \rangle_2$ , was used. The factorisation and renormalisation scales were

# H1 and ZEUS



**Fig. 9** Comparison of the normalised uncertainties on the gluon PDFs of HERAPDF2.0Jets NNLO and HERAPDF2.0 NNLO, both for  $\alpha_s(M_Z^2) = 0.118$  and at the scale  $\mu_f^2 = M_Z^2$ , for **a** experimental

(fit), **b** experimental plus model, **c** experimental plus parameterisation, **d** total uncertainties. The uncertainties on both gluon PDFs are shown as differently hatched bands

set accordingly for calculating predictions. Scale uncertainties were not considered [16] for the comparisons to data. The predictions based on the PDFs of HERAPDF2.0Jets NNLO describe the data on jet production well, demonstrating consistency of the inclusive and the jet-production data sets that were used in the current analysis.

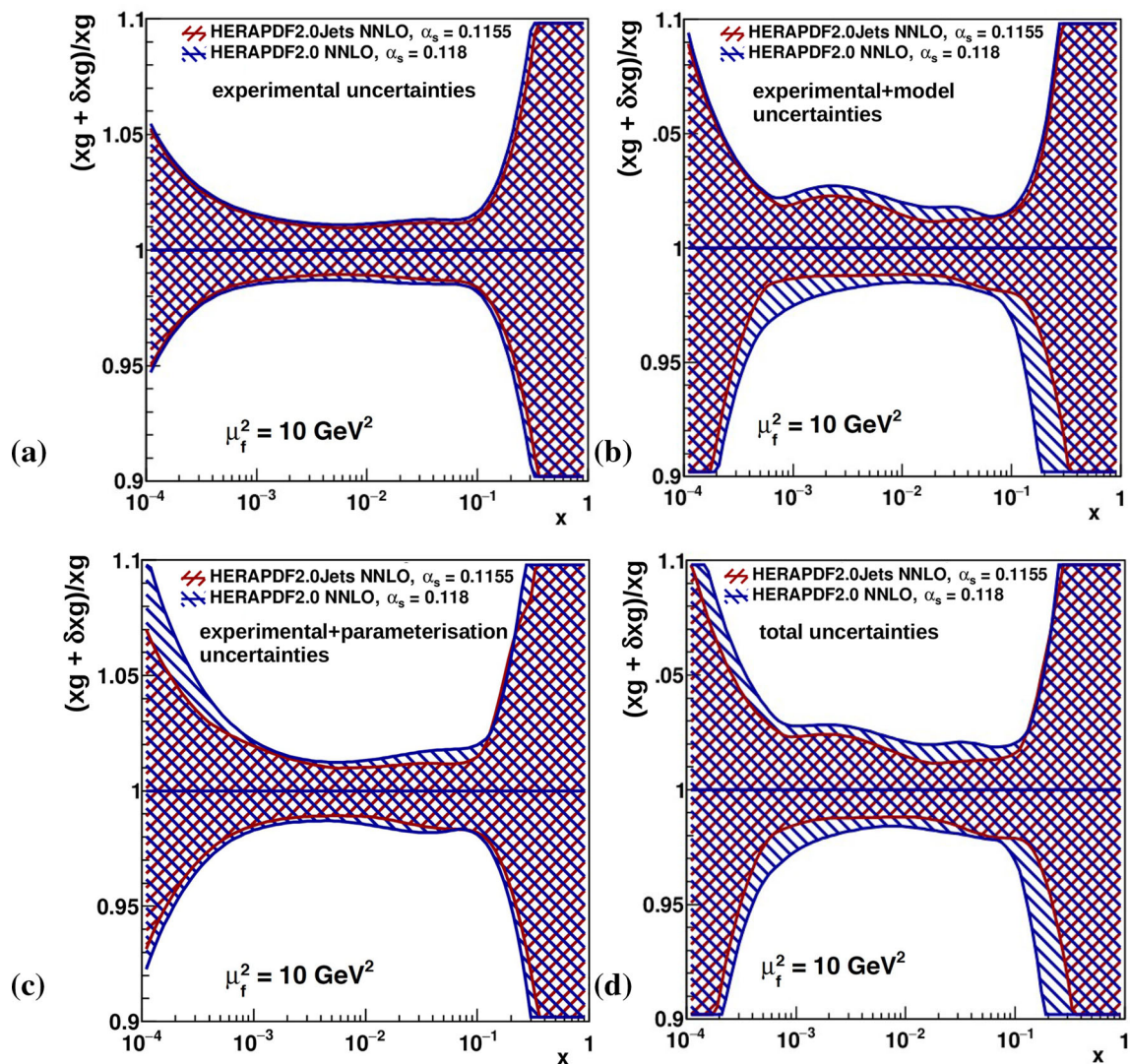
## 5 Summary

The HERA DIS data set on inclusive  $ep$  scattering as published by the H1 and ZEUS collaborations [2], together with selected data on jet production, published separately by the

two collaborations, have been used as input to a pQCD analysis at NNLO.

An analysis was performed where  $\alpha_s(M_Z^2)$  and the PDFs were fitted simultaneously. This resulted in a value of  $\alpha_s(M_Z^2) = 0.1156 \pm 0.0011$  (exp) $_{-0.0002}^{+0.0001}$  (model+ parameterisation)  $\pm 0.0029$  (scale). This result for  $\alpha_s(M_Z^2)$  is compatible with the world average [38] and is competitive in comparison with other determinations at NNLO. The scale uncertainties were calculated under the assumption of fully correlated uncertainties between bins and data sets. They would decrease to  $\pm 0.0022$  under the assumption of 50% correlated and 50% uncorrelated uncertainties, which is the value that can be directly compared to the previously published [2]

# H1 and ZEUS



**Fig. 10** Comparison of the normalised uncertainties on the gluon PDFs of HERAPDF2.0Jets NNLO for  $\alpha_s(M_Z^2) = 0.1155$  and HERAPDF2.0 NNLO for  $\alpha_s(M_Z^2) = 0.118$ , both at the scale  $\mu_f^2 = 10 \text{ GeV}^2$ , for

**a** experimental (fit), **b** experimental plus model, **c** experimental plus parameterisation, **d** total uncertainties. The uncertainties on both gluon PDFs are shown as differently hatched bands

scale uncertainties of  $(+0.0037, -0.0030)$  observed in the HERAPDF2.0Jets NLO analysis.

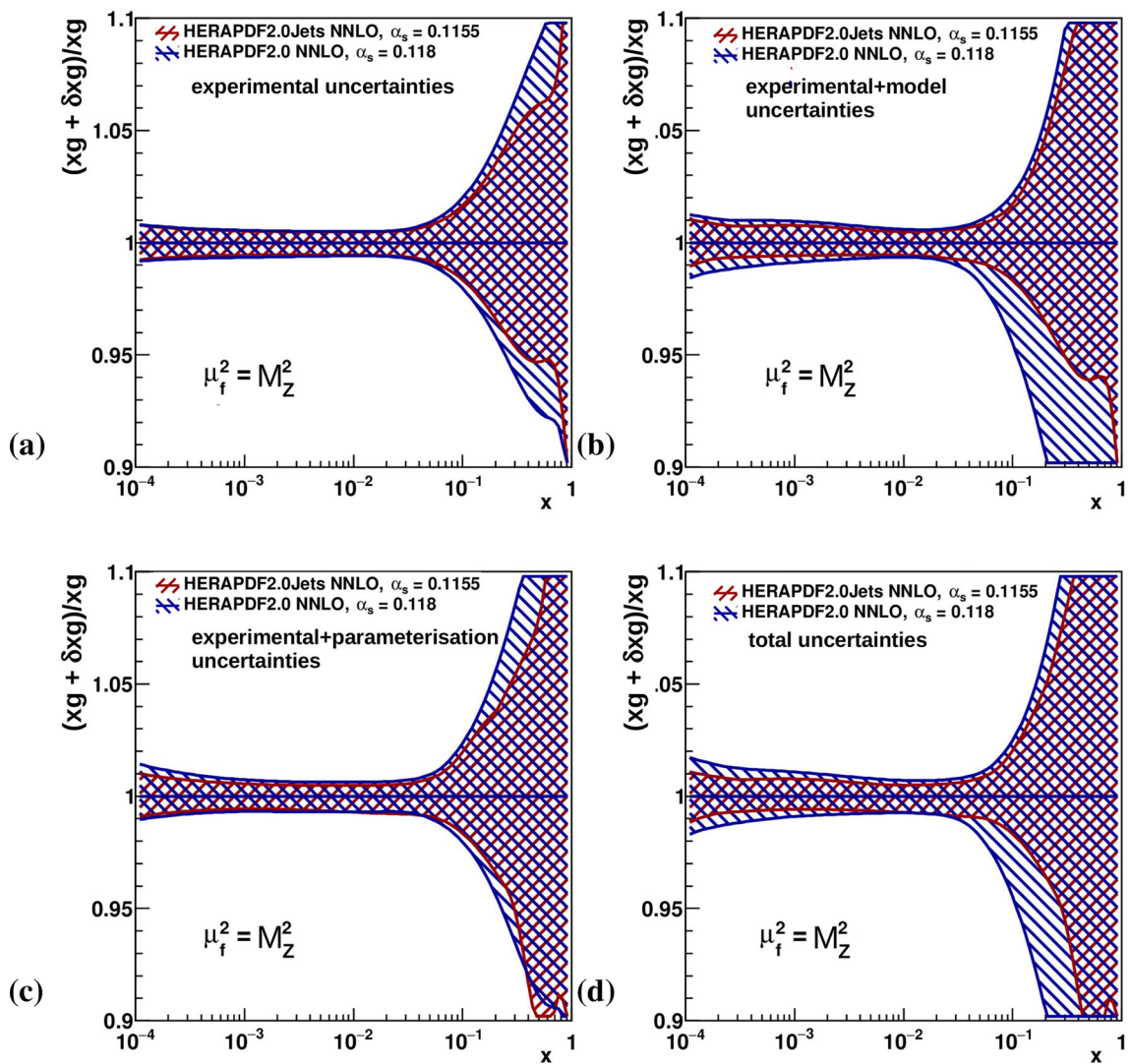
Two sets of PDFs were determined for HERAPDF2.0Jets NNLO for fixed  $\alpha_s(M_Z^2) = 0.1155$  and  $\alpha_s(M_Z^2) = 0.118$ . They are available to the community [39]. Comparisons between the PDFs of HERAPDF2.0Jets NNLO obtained for the two values of  $\alpha_s(M_Z^2)$  were shown, as well as comparisons to HERAPDF2.0 NNLO, for which jet data were not used as input to the fit. The PDFs of HERAPDF2.0Jets NNLO and HERAPDF2.0 NNLO are consistent over the whole kinematic range. This also demonstrates the consistency of the jet data and the inclusive data at NNLO level. The switch from

NLO to NNLO led to a lower value of  $\alpha_s(M_Z^2)$ . The inclusion of the jet data reduced the uncertainty on the gluon PDF. Predictions based on the PDFs of HERAPDF2.0Jets NNLO give an excellent description of the jet-production data used as input.

The PDFs of HERAPDF2.0Jets NNLO complete the HERAPDF2.0 ensemble of parton distribution functions. This ensemble of PDFs, extracted from HERA data alone, presents a self-consistent picture in the framework of pQCD and is one of the major legacies of HERA.



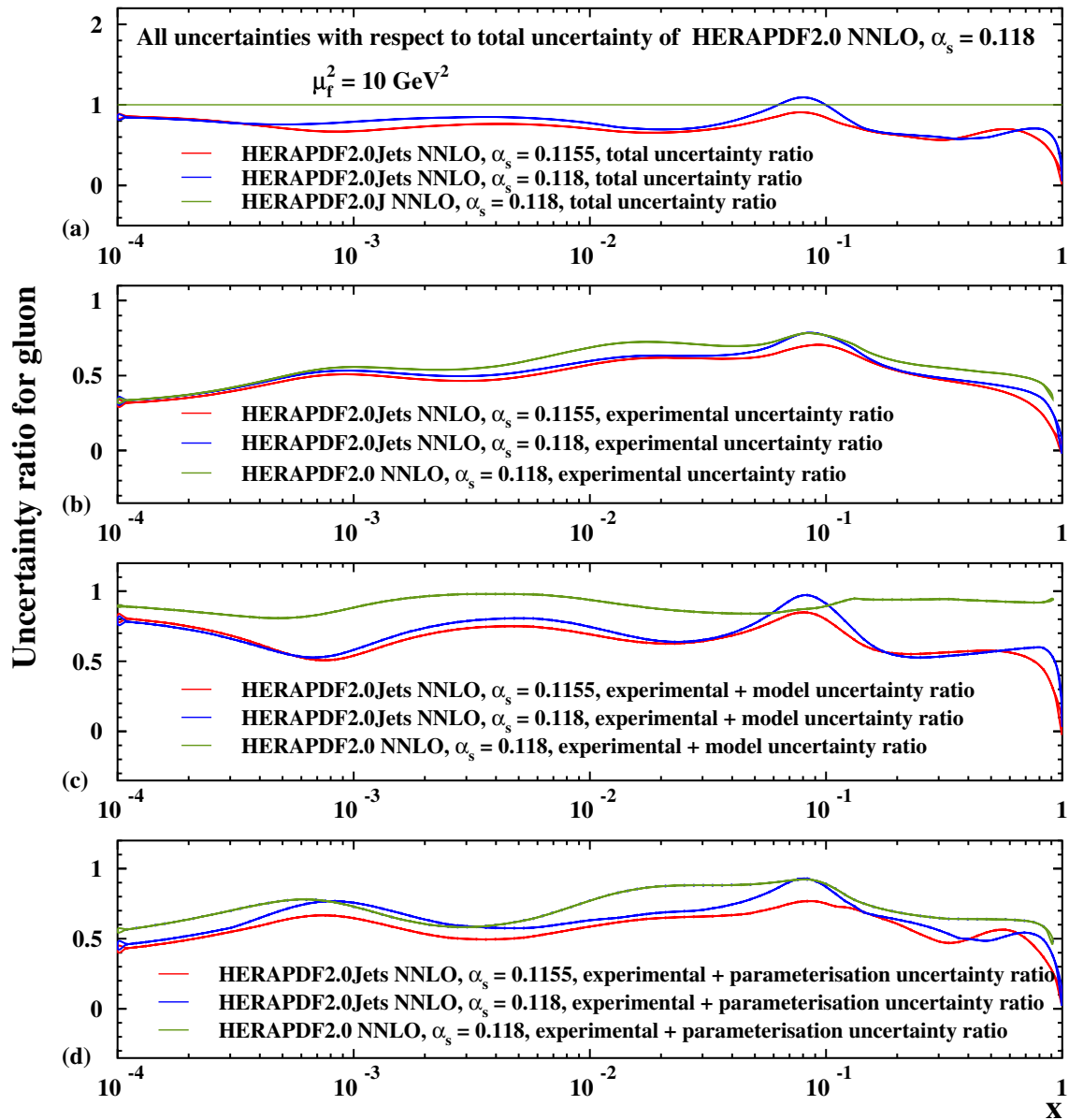
# H1 and ZEUS



**Fig. 11** Comparison of the normalised uncertainties on the gluon PDFs of HERAPDF2.0Jets NNLO for  $\alpha_s(M_Z^2) = 0.1155$  and HERAPDF2.0 NNLO for  $\alpha_s(M_Z^2) = 0.118$ , both at the scale  $\mu_f^2 = M_Z^2$ , for **a** experi-

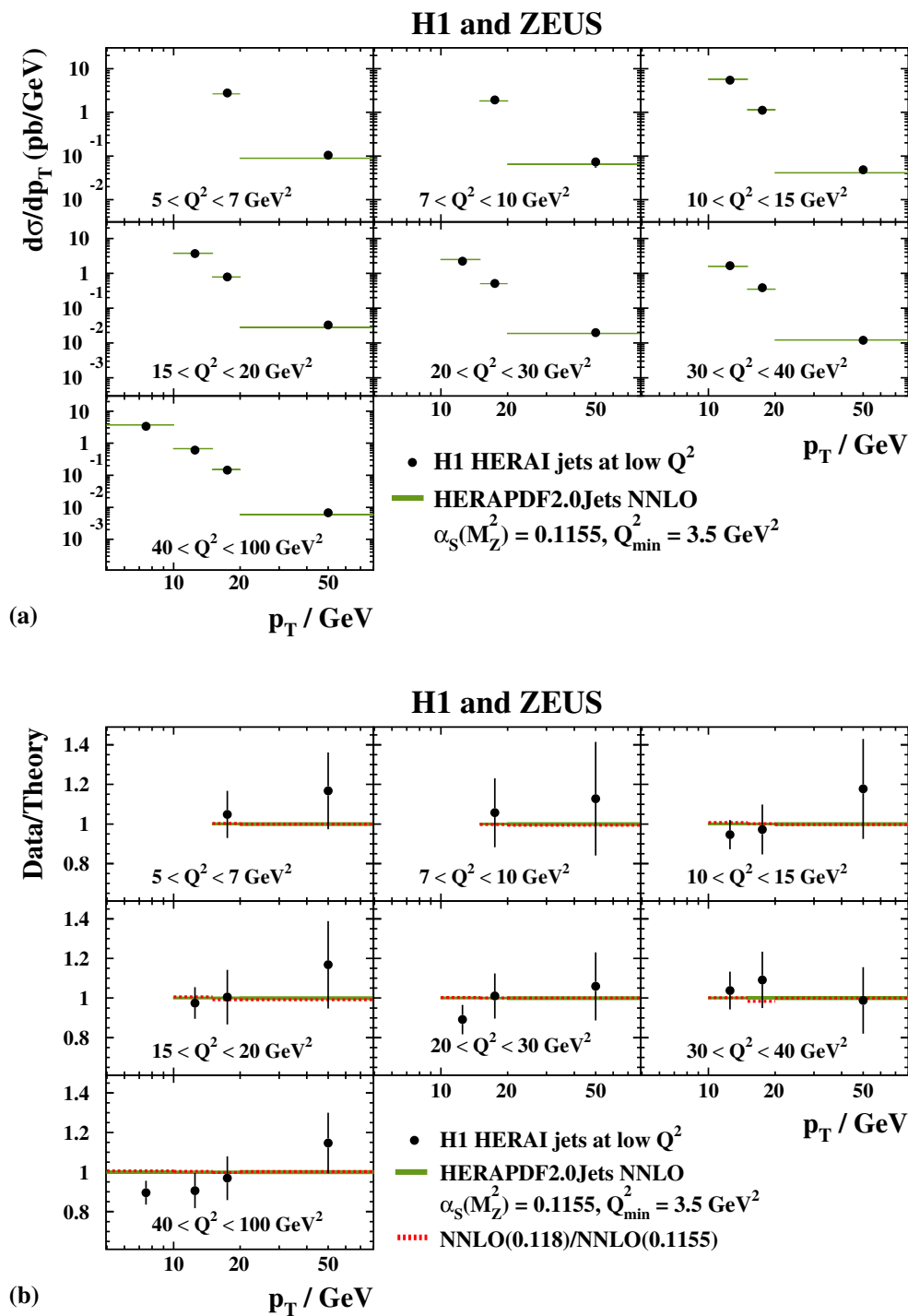
mental, i.e. fit, **b** experimental plus model, **c**) experimental plus parameterisation, **d** total uncertainties. The uncertainties on both gluon PDFs are shown as differently hatched bands

# H1 and ZEUS



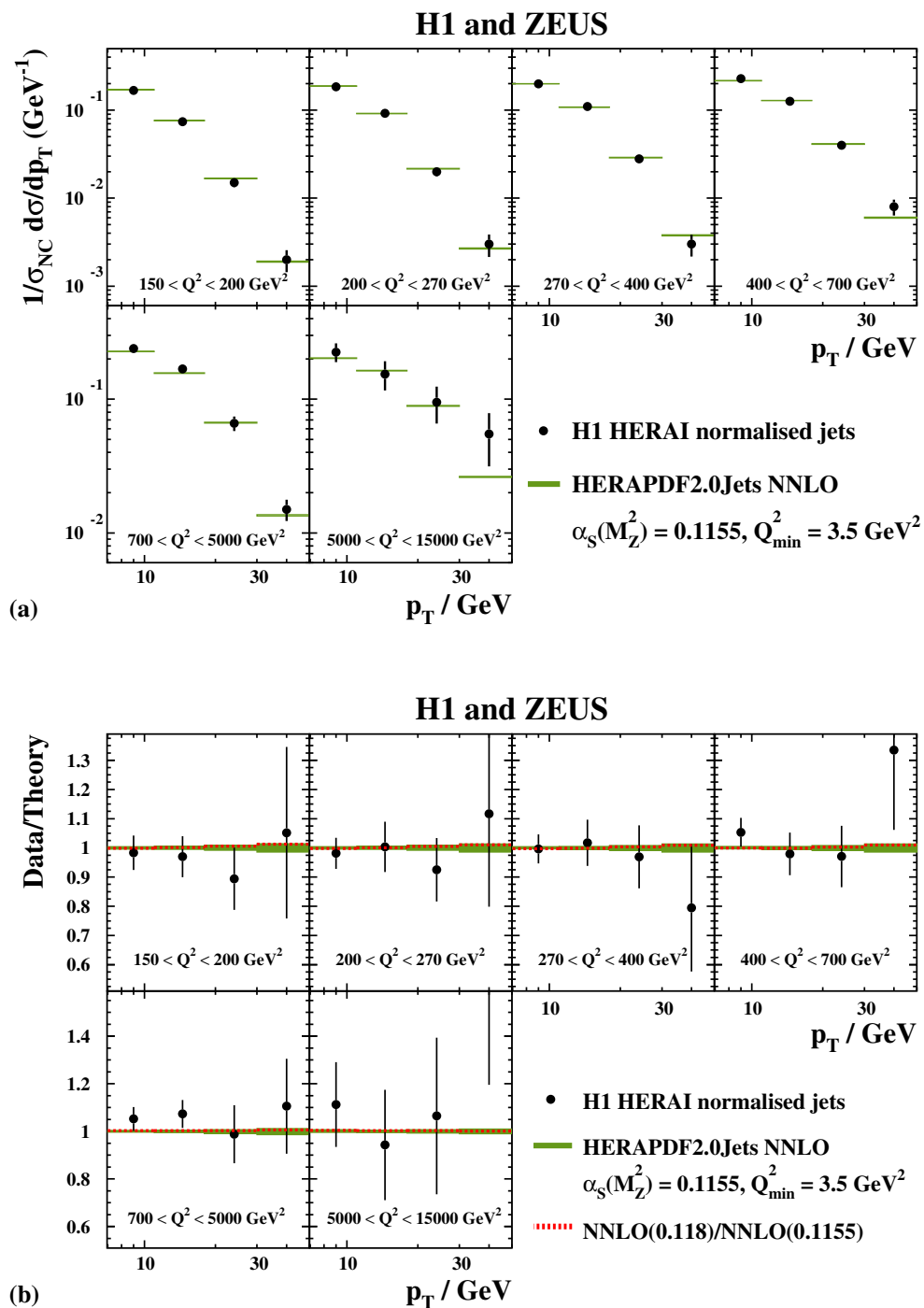
**Fig. 12** Ratios of uncertainties relative to the total uncertainties of HERAPDF2.0 NNLO for  $\alpha_s(M_Z^2) = 0.118$  **a** total, **b** experimental, **c** experimental plus model, **d** experimental plus parameterisation

uncertainties for HERAPDF2.0Jets NNLO for  $\alpha_s(M_Z^2) = 0.118$  and  $\alpha_s(M_Z^2) = 0.1155$ , all at the scale  $\mu_f^2 = 10 \text{ GeV}^2$



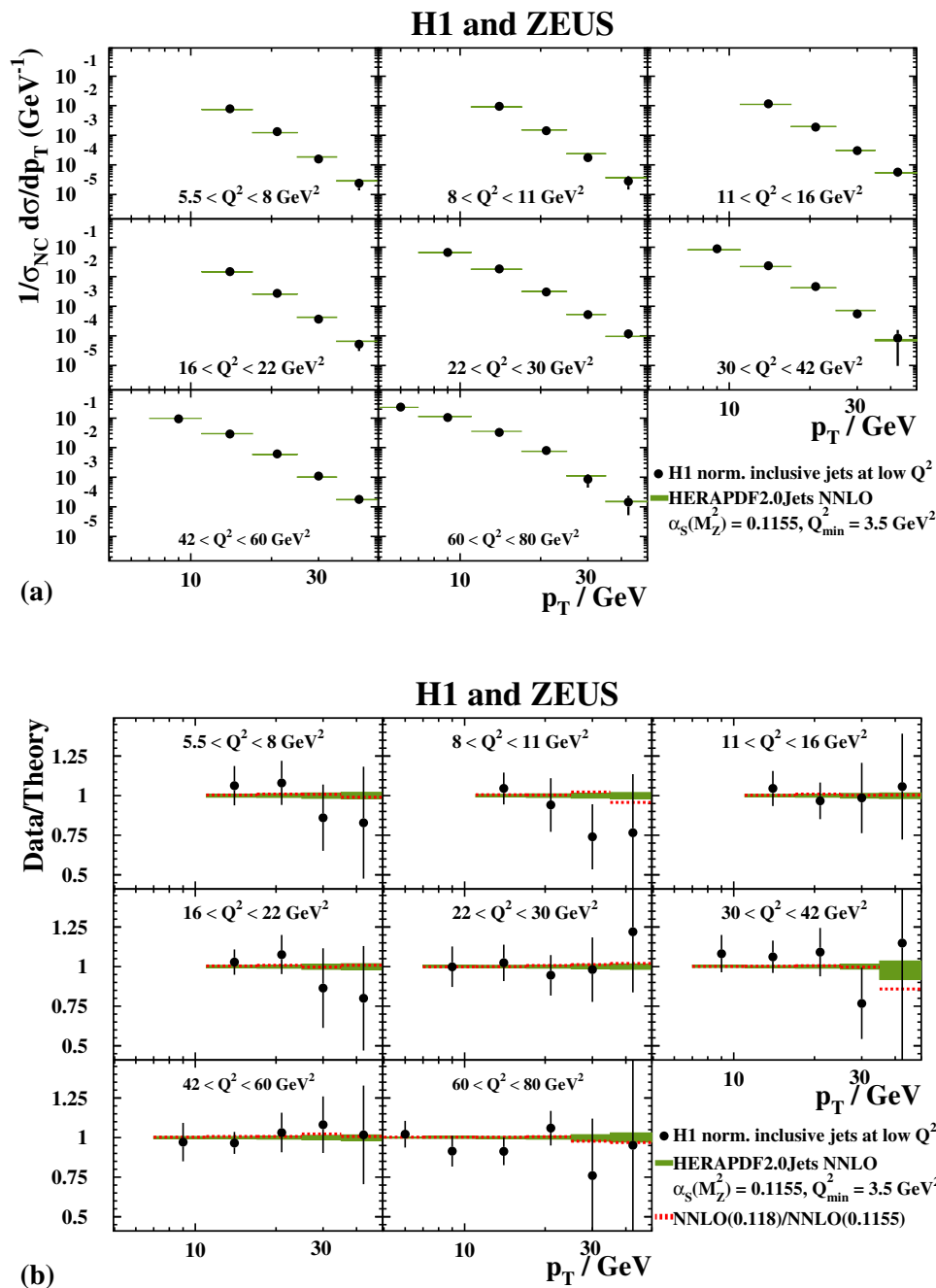
**Fig. 13** **a** Differential jet-cross-section predictions,  $d\sigma/dp_T$ , based on HERAPDF2.0Jets NNLO with  $\alpha_s(M_Z^2) = 0.1155$  in bins of  $Q^2$  between 5 and 100  $\text{GeV}^2$  compared to H1 data [10]. Only data used in the fit are shown. **b** Measured cross sections divided by predictions based on HERAPDF2.0Jets NNLO. The bands represent the total uncertainties

on the predictions excluding scale uncertainties; the bands are so narrow that they mostly appear as lines. Error bars indicate the full uncertainties on the data and are smaller than the symbols in (a). In **b**, the ratio of predictions based on HERAPDF2.0Jets NNLO with  $\alpha_s(M_Z^2) = 0.118$  and  $\alpha_s(M_Z^2) = 0.1155$  is also shown



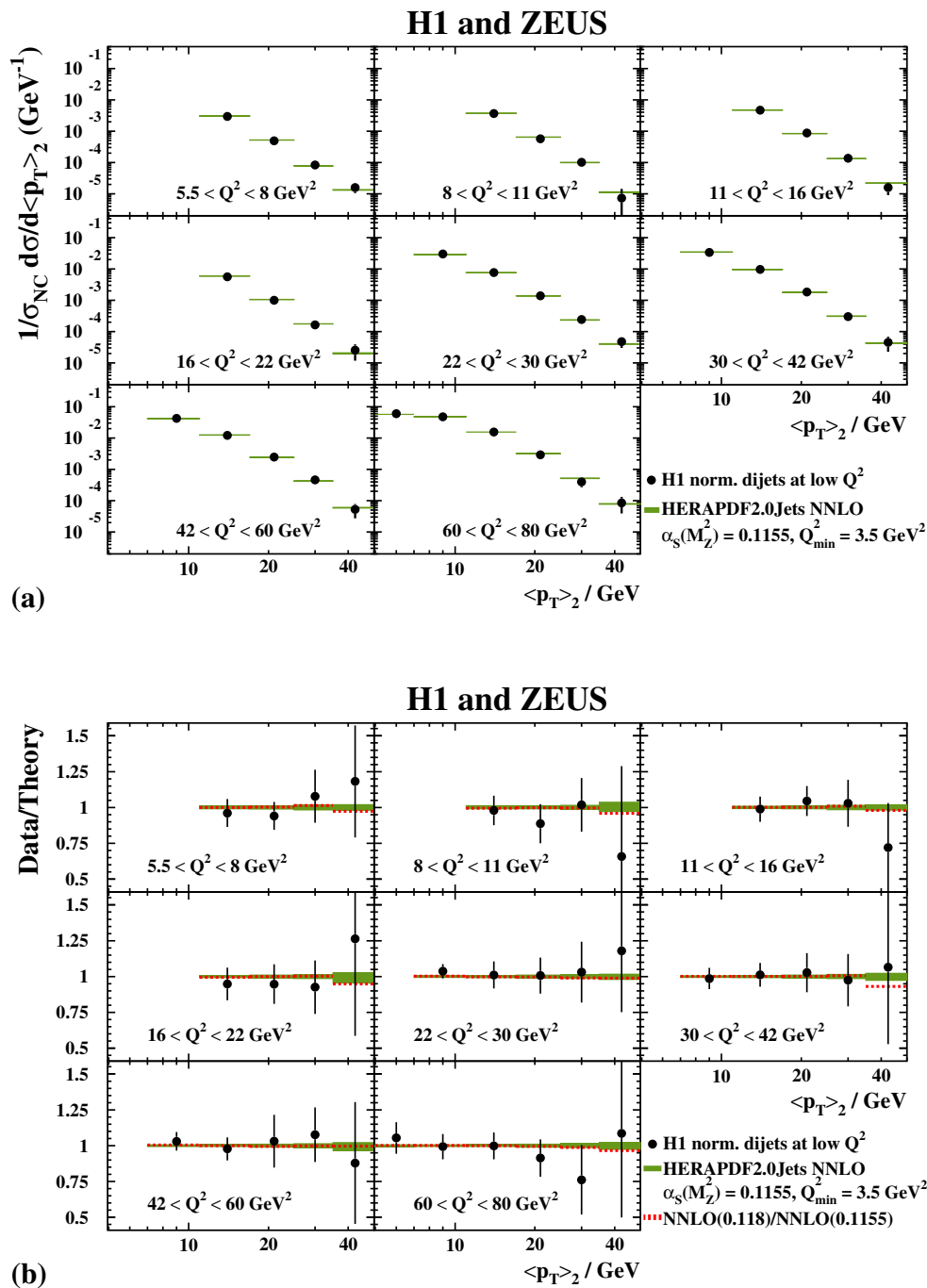
**Fig. 14 a** Differential jet-cross-section predictions,  $d\sigma/dp_T$ , based on HERAPDF2.0Jets NNLO with  $\alpha_s(M_Z^2) = 0.1155$  in bins of  $Q^2$  between 150 and 15,000  $\text{GeV}^2$  compared to H1 data normalised to neutral current (NC) inclusive cross sections [9]. Only data used in the fit are shown. **b** Measured normalised cross sections divided by predic-

tions based on HERAPDF2.0Jets NNLO. The bands represent the total uncertainties on the predictions excluding scale uncertainties; the bands are so narrow that they mostly appear as lines. Error bars indicate the full uncertainties on the data and are smaller than the symbols for some bins in (a). In **b**, the ratio of predictions based on HERAPDF2.0Jets NNLO with  $\alpha_s(M_Z^2) = 0.118$  and  $\alpha_s(M_Z^2) = 0.1155$  is also shown



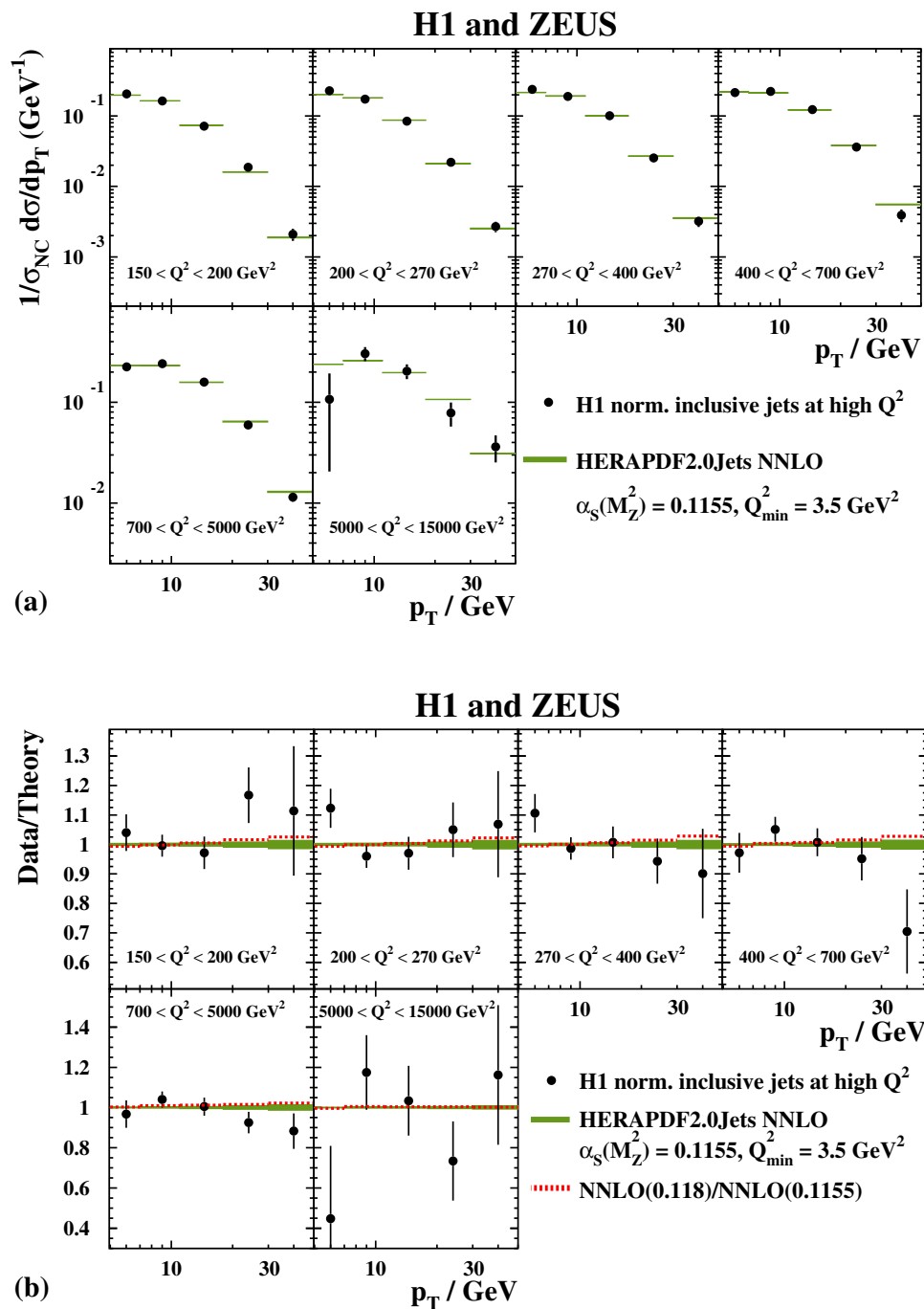
**Fig. 15 a** Differential jet-cross-section predictions,  $d\sigma/dp_T$ , based on HERAPDF2.0Jets NNLO with  $\alpha_s(M_Z^2) = 0.1155$  in bins of  $Q^2$  between 5.5 and 80 GeV<sup>2</sup> compared to H1 data normalised to neutral current (NC) inclusive cross sections [14]. Only data used in the fit are shown. **b** Measured normalised cross sections divided by predictionst

based on HERAPDF2.0Jets NNLO. The bands represent the total uncertainties on the predictions excluding scale uncertainties; the bands are so narrow that they mostly appear as lines. Error bars indicate the full uncertainties on the data and are mostly smaller than the symbols in (a). In **b**, the ratio of predictions based on HERAPDF2.0Jets NNLO with  $\alpha_s(M_Z^2) = 0.118$  and  $\alpha_s(M_Z^2) = 0.1155$  is also shown



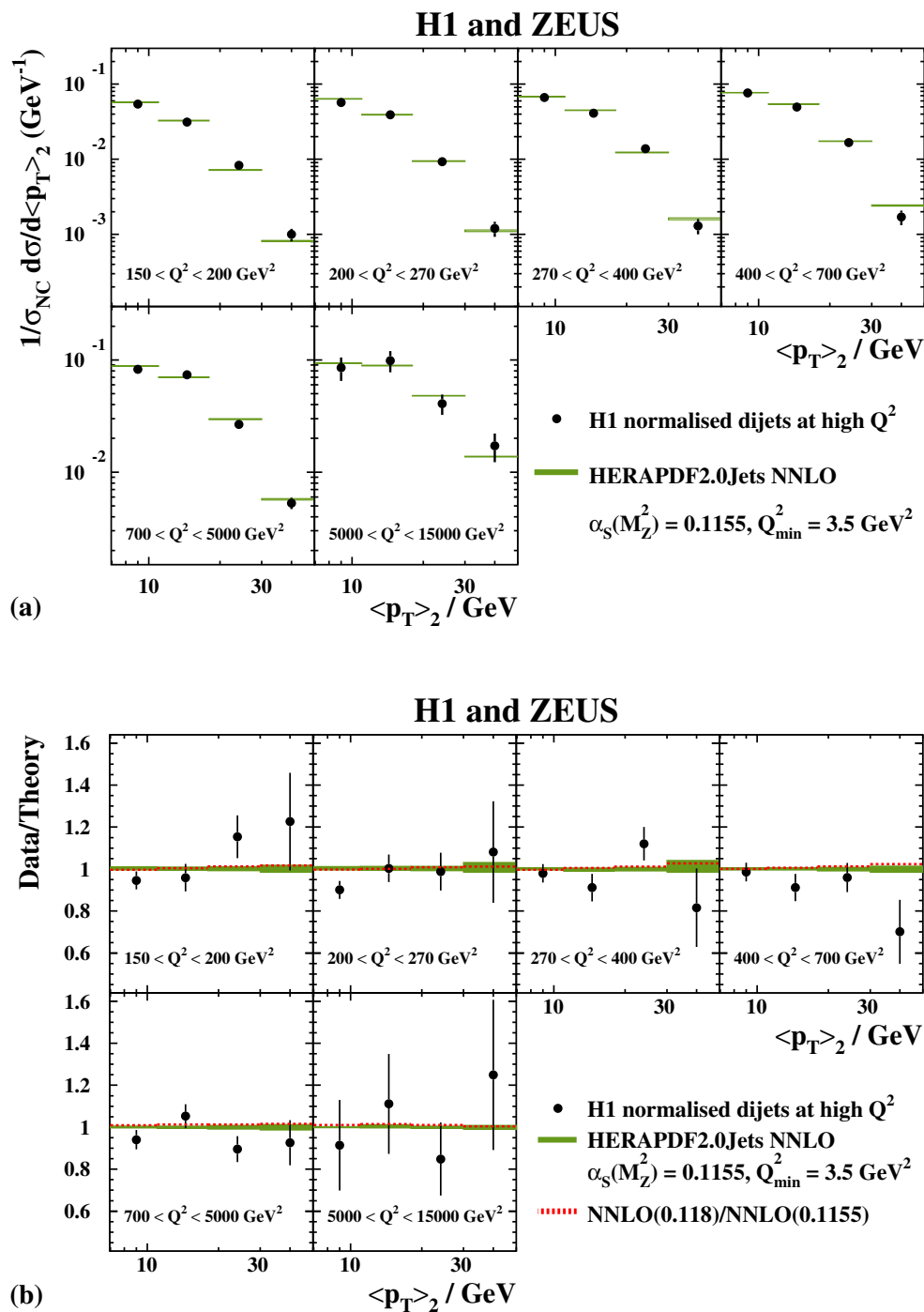
**Fig. 16 a** Differential dijet-cross-section predictions,  $d\sigma/d\langle p_T \rangle_2$ , based on HERAPDF2.0Jets NNLO with  $\alpha_s(M_Z^2) = 0.1155$  in bins of  $Q^2$  between 5.5 and 80 GeV<sup>2</sup> compared to H1 data normalised to neutral current (NC) inclusive cross sections [14]. The variable  $\langle p_T \rangle_2$  denotes the average  $p_T$  of the two jets. Only data used in the fit are shown. **b** Measured dijet cross sections divided by predictions based

on HERAPDF2.0Jets NNLO. The bands represent the total uncertainties on the predictions excluding scale uncertainties; the bands are so narrow that they mostly appear as lines. Error bars indicate the full uncertainties on the data and are mostly smaller than the symbols in (a). In **b**, the ratio of predictions based on HERAPDF2.0Jets NNLO with  $\alpha_s(M_Z^2) = 0.118$  and  $\alpha_s(M_Z^2) = 0.1155$  is also shown



**Fig. 17 a** Differential jet-cross-section predictions,  $d\sigma/dp_T$ , based on HERAPDF2.0Jets NNLO with  $\alpha_s(M_Z^2) = 0.1155$  in bins of  $Q^2$  between 150 and 15,000  $\text{GeV}^2$  compared to H1 data normalised to neutral current (NC) inclusive cross sections [13, 14]. Only data used in the fit are shown. **b** Measured normalised cross sections divided by predic-

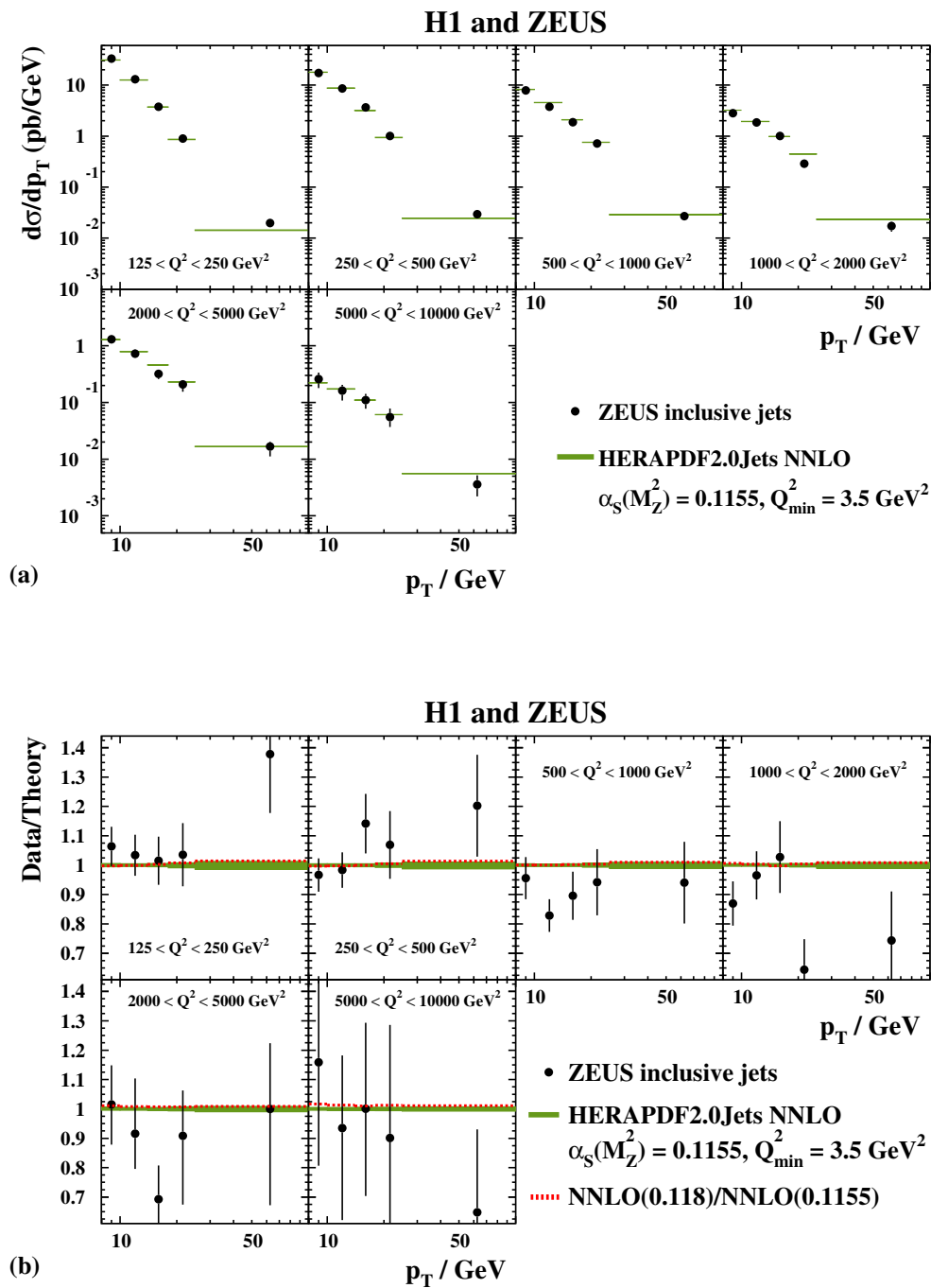
tions based on HERAPDF2.0Jets NNLO. The bands represent the total uncertainties on the predictions excluding scale uncertainties; the bands are so narrow that they mostly appear as lines. Error bars indicate the full uncertainties on the data and are smaller than the symbols for most bins in (a). In **b**, the ratio of predictions based on HERAPDF2.0Jets NNLO with  $\alpha_s(M_Z^2) = 0.118$  and  $\alpha_s(M_Z^2) = 0.1155$  is also shown



**Fig. 18 a** Differential dijet-cross-section predictions,  $d\sigma/d\langle p_T \rangle_2$ , based on HERAPDF2.0Jets NNLO with  $\alpha_s(M_Z^2) = 0.1155$  in bins of  $Q^2$  between 150 and 15,000  $\text{GeV}^2$  compared to H1 data normalised to neutral current (NC) cross sections [13]. The variable  $\langle p_T \rangle_2$  denotes the average  $p_T$  of the two jets. Only data used in the fit are shown. **b** Measured dijet cross sections divided by predictions based on HERA-

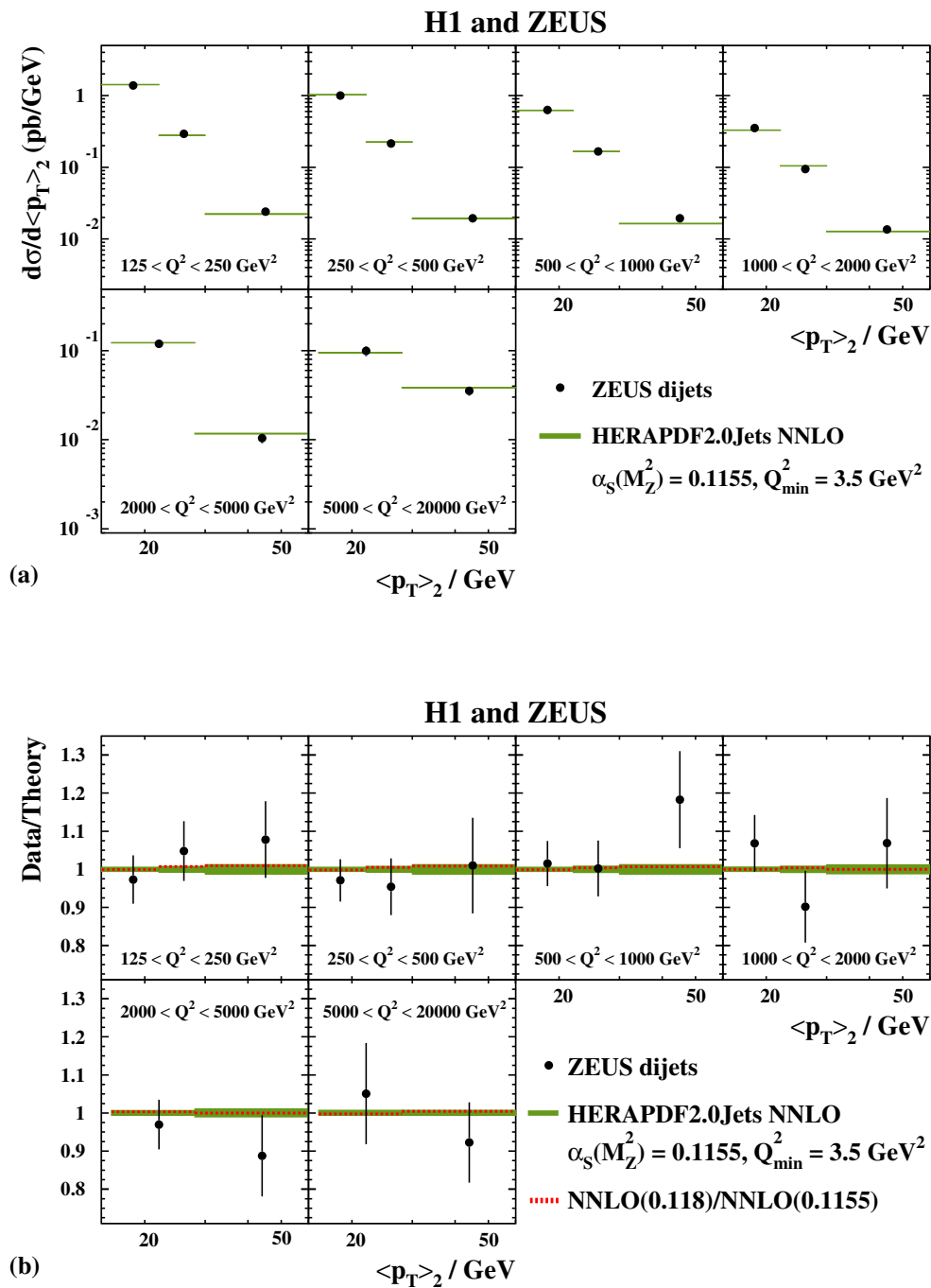
PDF2.0Jets NNLO. The bands represent the total uncertainties on the predictions excluding scale uncertainties; the bands are so narrow that they mostly appear as lines. Error bars indicate the full uncertainties on the data and are mostly smaller than the symbols in (a). In **b**, the ratio of predictions based on HERAPDF2.0Jets NNLO with  $\alpha_s(M_Z^2) = 0.118$  and  $\alpha_s(M_Z^2) = 0.1155$  is also shown





**Fig. 19** **a** Differential jet-cross-section predictions,  $d\sigma/dp_T$ , based on HERAPDF2.0Jets NNLO with  $\alpha_s(M_Z^2) = 0.1155$  in bins of  $Q^2$  between 125 and 10,000  $\text{GeV}^2$  compared to ZEUS data [11]. Only data used in the fit are shown. **b** Measured cross sections divided by predictions based on HERAPDF2.0Jets NNLO. The bands represent the total

uncertainties on the predictions excluding scale uncertainties; the bands are so narrow that they mostly appear as lines. Error bars indicate the full uncertainties on the data and are smaller than the symbols for most bins in (a). In (b), the ratio of predictions based on HERAPDF2.0Jets NNLO with  $\alpha_s(M_Z^2) = 0.118$  and  $\alpha_s(M_Z^2) = 0.1155$  is also shown



**Fig. 20 a** Differential dijet-cross-section predictions,  $d\sigma/d\langle p_T \rangle_2$ , based on HERAPDF2.0Jets NNLO with  $\alpha_s(M_Z^2) = 0.1155$  in bins of  $Q^2$  between 125 and 20000  $\text{GeV}^2$  compared to ZEUS data [12]. The variable  $\langle p_T \rangle_2$  denotes the average  $p_T$  of the two jets. Only data used in the fit are shown. **b** Measured dijet cross sections divided by predictions based on HERAPDF2.0Jets NNLO. The bands represent

the total uncertainties on the predictions excluding scale uncertainties; the bands are so narrow that they mostly appear as lines. Error bars indicate the full uncertainties on the data and are smaller than the symbols in (a). In **b**, the ratio of predictions based on HERAPDF2.0Jets NNLO with  $\alpha_s(M_Z^2) = 0.118$  and  $\alpha_s(M_Z^2) = 0.1155$  is also shown

**Acknowledgements** We would like to thank Francesco Giuli for his help with the LHAPDF release of our PDF sets. We are grateful to the HERA machine group whose outstanding efforts have made the success of H1 and ZEUS possible. We appreciate the contributions to the construction, maintenance and operation of the H1 and ZEUS detectors of many people who are not listed as authors. We thank our funding agencies for financial support, the DESY technical staff for continuous assistance and the DESY directorate for their support and for the hospitality they extended to the non-DESY members of the collaborations. We would like to give credit to all partners contributing to the EGI computing infrastructure for their support. We acknowledge the support of the IPPP Associateship program for this project. One of the authors, A. Cooper-Sarkar, would like to thank the Leverhulme Trust for their support. M. Wing was supported by DESY, Hamburg, Germany. Inter-University Institute for High Energies ULB-VUB, Brussels and Universiteit Antwerpen, Antwerp, Belgium was supported by FNRS-FWO-Vlaanderen, IISN-IIKW and IWT and by Interuniversity Attraction Poles Programme, Belgian Science Policy. School of Physics and Astronomy, University of Birmingham, Birmingham, United Kingdom was supported by the UK Science and Technology Facilities Council, and formerly by the UK Particle Physics and Astronomy Research Council. STFC, Rutherford Appleton Laboratory, Didcot, Oxfordshire, United Kingdom was supported by the UK Science and Technology Facilities Council, and formerly by the UK Particle Physics and Astronomy Research Council. School of Physics and Astronomy, University of Glasgow, Glasgow, United Kingdom was supported by the UK Science and Technology Facilities Council, and formerly by the UK Particle Physics and Astronomy Research Council. Department of Physics, University of Lancaster, Lancaster, United Kingdom was supported by the UK Science and Technology Facilities Council, and formerly by the UK Particle Physics and Astronomy Research Council. Department of Physics, University of Liverpool, Liverpool, United Kingdom was supported by the UK Science and Technology Facilities Council, and formerly by the UK Particle Physics and Astronomy Research Council. School of Physics and Astronomy, Queen Mary, University of London, London, United Kingdom was supported by the UK Science and Technology Facilities Council, and formerly by the UK Particle Physics and Astronomy Research Council. Physics and Astronomy Department, University College London, London, United Kingdom was supported by the UK Science and Technology Facilities Council, and formerly by the UK Particle Physics and Astronomy Research Council. Department of Physics, University of Oxford, Oxford, United Kingdom was supported by the UK Science and Technology Facilities Council, and formerly by the UK Particle Physics and Astronomy Research Council. INFN Bologna, Bologna, Italy supported by the Italian National Institute for Nuclear Physics (INFN). INFN Padova, Padova, Italy supported by the Italian National Institute for Nuclear Physics (INFN). Dipartimento di Fisica e Astronomia dell'Università and INFN, Padova, Italy supported by the Italian National Institute for Nuclear Physics (INFN). Università del Piemonte Orientale, Novara, and INFN, Torino, Italy supported by the Italian National Institute for Nuclear Physics (INFN). Università di Torino and INFN, Torino, Italy supported by the Italian National Institute for Nuclear Physics (INFN). Physikalisches Institut der Universität Bonn, Bonn, Germany supported by the German Federal Ministry for Education and Research (BMBF), under contract No. 05 H09PDF. Horia Hulubei National Institute for R&D in Physics and Nuclear Engineering (IFIN-HH), Bucharest, Romania supported by the Romanian National Authority for Scientific Research under the contract PN 09370101. Institut für Physik, TU Dortmund, Dortmund, Germany supported by the Bundesministerium für Bildung und Forschung, FRG, under contract numbers 05H09GUF, 05H09VHC, 05H09VHF, 05H16PEA. Physikalisches Institut, Universität Heidelberg, Heidelberg, Germany supported by the Bundesministerium für Bildung und Forschung, FRG, under contract numbers 05H09GUF, 05H09VHC, 05H09VHF, 05H16PEA. Hamburg University, Institute of Experimental Physics, Hamburg, Germany was supported by the German Fed-

eral Ministry for Education and Research (BMBF), under contract No. 05h09GUF, and the SFB 676 of the Deutsche Forschungsgemeinschaft (DFG). Department of Physics, Kobe University, Kobe, Japan was supported by the Japanese Ministry of Education, Culture, Sports, Science and Technology (MEXT) and its grants for Scientific Research. Department of Physics, Tokyo Institute of Technology, Tokyo, Japan was supported by the Japanese Ministry of Education, Culture, Sports, Science and Technology (MEXT) and its grants for Scientific Research. Institute of Particle and Nuclear Studies, KEK, Tsukuba, Japan was supported by the Japanese Ministry of Education, Culture, Sports, Science and Technology (MEXT) and its grants for Scientific Research. Institute of Nuclear Physics, Polish Academy of Sciences, Krakow, Poland was partially supported by Polish Ministry of Science and Higher Education, grant DPN/N168/DESY/2009. Department of Physics, Jagellonian University, Krakow, Poland was supported by the Polish National Science Centre (NCN) grant no. DEC-2014/13/B/ST2/02486. National Centre for Particle Physics, Universiti Malaya, 50603 Kuala Lumpur, Malaysia was supported by HIR grant UM.C/625/1/HIR/149 and UMRG grants RU006-2013, RP012A-13AFR and RP012B-13AFR from Universiti Malaya, and ERGS grant ER004-2012A from the Ministry of Education, Malaysia. Institute for Theoretical and Experimental Physics, Moscow, Russia was Russian Foundation for Basic Research (RFBR), grant no 1329.2008.2 and Rosatom. Institute for Information Transmission Problems RAS, Moscow, Russia was Russian Foundation for Sciences, project no 14-50-00150. Department of Physics, York University, Ontario, M3J 1P3, Canada was supported by the Natural Sciences and Engineering Research Council of Canada (NSERC). University of Michigan, Ann Arbor, MI 48109, USA was supported by the U.S. DOE Office of Science. Lawrence Berkeley National Laboratory, Berkeley, CA 94720, USA was supported by the U.S. DOE Office of Science. Department of Physics, Temple University, Philadelphia, PA 19122, USA was supported by the U.S. DOE Office of Science. Stony Brook University, Stony Brook, NY 11794, USA was supported by the U.S. DOE Office of Science. Faculty of Science, University of Montenegro, Podgorica, Montenegro was partially supported by Ministry of Science of Montenegro, no. 05-1/3-3352. Institute of Physics, Academy of Sciences of the Czech Republic, Praha, Czech Republic supported by the Ministry of Education of the Czech Republic under the project INGO-LG14033. Faculty of Mathematics and Physics, Charles University, Praha, Czech Republic was supported by the Ministry of Education of the Czech Republic under the project INGO-LG14033. Raymond and Beverly Sackler Faculty of Exact Sciences, School of Physics, Tel Aviv University, Tel Aviv, Israel was supported by the Israel Science Foundation. Departamento de Física Aplicada, CINVESTAV, Mérida, Yucatán, México was supported by CONACYT, México, grant 48778-F. Institut für Teilchenphysik, ETH, Zürich, Switzerland was supported by the Swiss National Science Foundation. Physik-Institut der Universität Zürich, Zürich, Switzerland was supported by the Swiss National Science Foundation.

**Data Availability Statement** The manuscript has associated data in a data repository. [Authors' comment: The data along with all experimental correlations are summarised in Table 1 and Ref. [2]. Details of the released PDFs are given in Appendix A.]

**Open Access** This article is licensed under a Creative Commons Attribution 4.0 International License, which permits use, sharing, adaptation, distribution and reproduction in any medium or format, as long as you give appropriate credit to the original author(s) and the source, provide a link to the Creative Commons licence, and indicate if changes were made. The images or other third party material in this article are included in the article's Creative Commons licence, unless indicated otherwise in a credit line to the material. If material is not included in the article's Creative Commons licence and your intended use is not permitted by statutory regulation or exceeds the permitted use, you will need to obtain permission directly from the copy-

right holder. To view a copy of this licence, visit <http://creativecommons.org/licenses/by/4.0/>.  
Funded by SCOAP<sup>3</sup>.

## Appendix A: PDF sets released

The following two sets of PDFs are released [39] and available on LHAPDF:

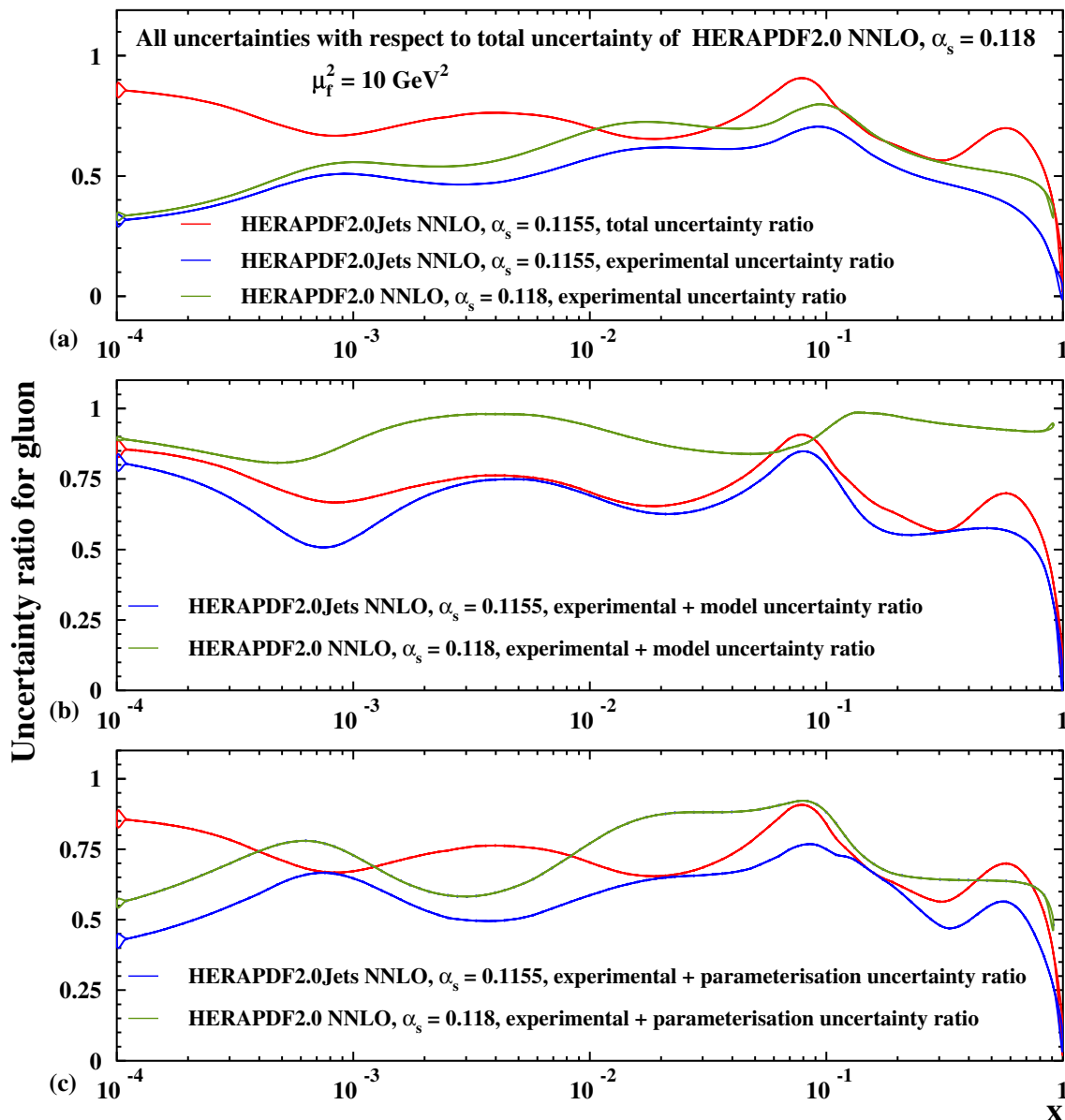
(<https://lhpdf.hepforge.org/pdfsets.html>).

- HERAPDF2.0Jets NNLO
  - based on the combination of inclusive data from the H1 and ZEUS collaborations and selected data on jet production;
  - with  $Q_{\min}^2 = 3.5 \text{ GeV}^2$ ;
  - using the RTOPT variable-flavour-number scheme;
    - with fixed value of  $\alpha_s(M_Z^2) = 0.1155$ ;
    - with fixed value of  $\alpha_s(M_Z^2) = 0.118$ ;
  - 14 eigenvector pairs give Hessian experimental (fit) uncertainties including hadronisation uncertainties;
  - grids of 14 variations are released to describe the model and parameterisation uncertainties.

## Appendix B: Additional ratio plots on gluon PDF uncertainties

This appendix provides more plots in the style of Fig. 12. Figures 21 and 22 compare the uncertainties of HERAPDF2.0Jets NNLO  $\alpha_s(M_Z^2) = 0.1155$  to the uncertainties of HERAPDF2.0 NNLO  $\alpha_s(M_Z^2) = 0.118$  based on inclusive data only for the factorisation scale  $\mu_f^2 = 10 \text{ GeV}^2$  and  $\mu_f^2 = M_Z^2$ , respectively. Figures 23 and 24 compare the uncertainties of HERAPDF2.0Jets NNLO  $\alpha_s(M_Z^2) = 0.118$  to the uncertainties of HERAPDF2.0 NNLO  $\alpha_s(M_Z^2) = 0.118$  for the factorisation scale  $\mu_f^2 = 10 \text{ GeV}^2$  and  $\mu_f^2 = M_Z^2$ , respectively. These plots illustrate the influence of the jet data on the uncertainties.

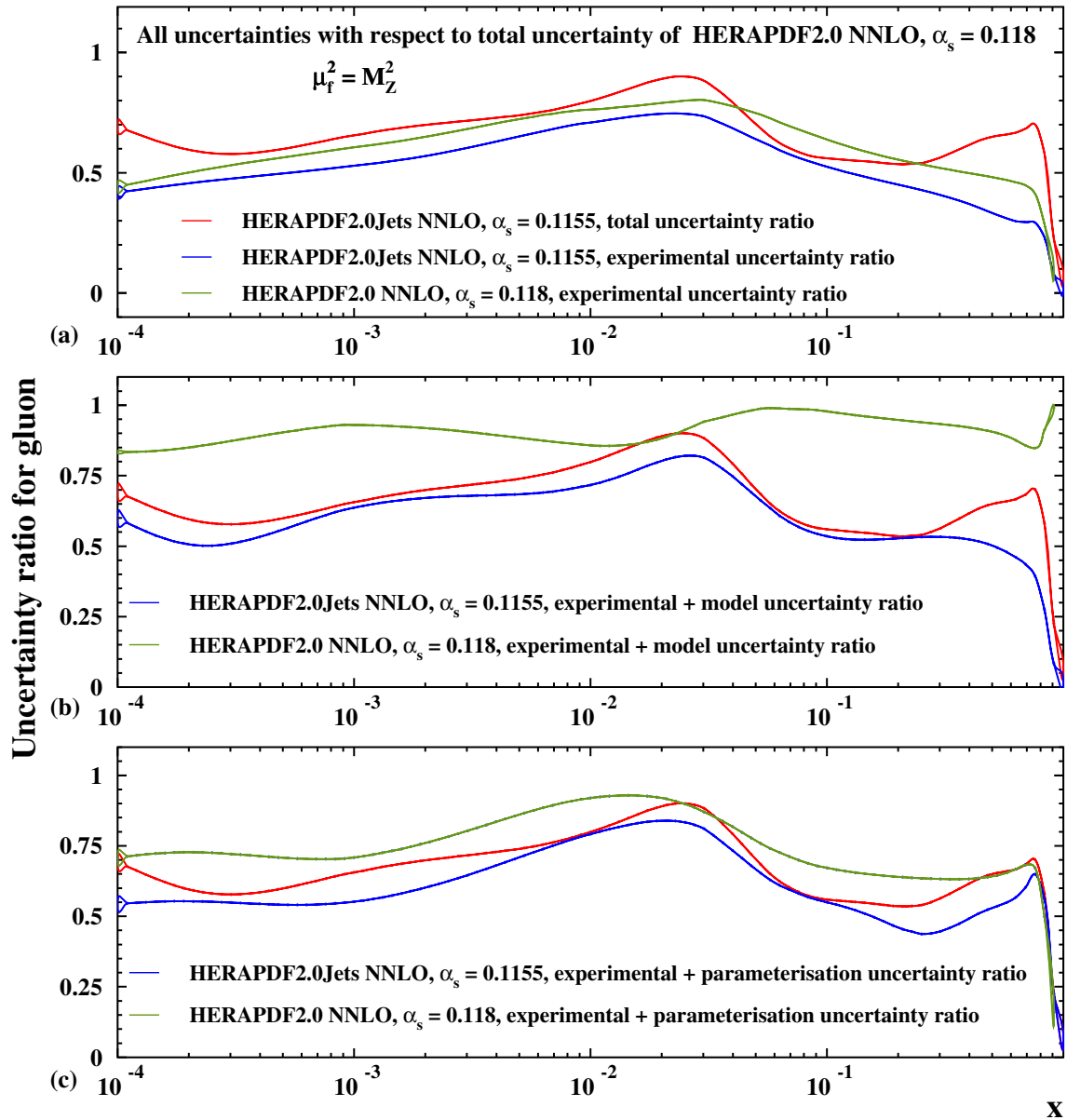
# H1 and ZEUS



**Fig. 21** Ratios of uncertainties relative to the total uncertainties of HERAPDF2.0 NNLO with  $\alpha_s(M_Z^2) = 0.118$  for the total uncertainty of HERAPDF2.0Jets NNLO with  $\alpha_s(M_Z^2) = 0.1155$  and the **a** experimental, **b** experimental plus model, **c** experimental plus parameterisa-

tion uncertainty of HERAPDF2.0Jets NNLO with  $\alpha_s(M_Z^2) = 0.1155$  as well as HERAPDF2.0 NNLO with  $\alpha_s(M_Z^2) = 0.118$  at the scale  $\mu_f^2 = 10 \text{ GeV}^2$

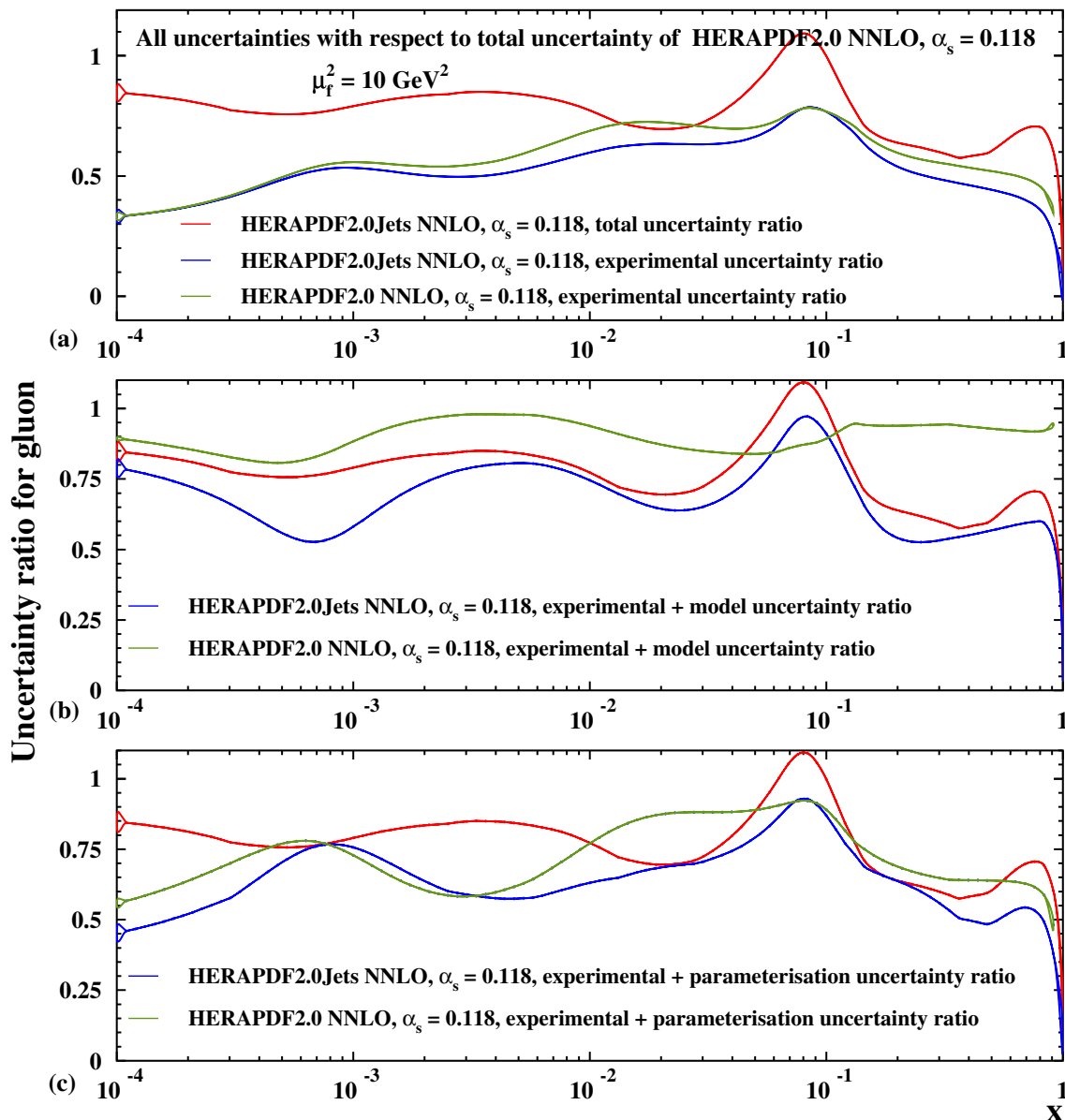
# H1 and ZEUS



**Fig. 22** Ratios of uncertainties relative to the total uncertainties of HERAPDF2.0 NNLO with  $\alpha_s(M_Z^2) = 0.118$  for the total uncertainty of HERAPDF2.0Jets NNLO with  $\alpha_s(M_Z^2) = 0.1155$  and the **a** experimental, **b** experimental plus model, **c** experimental plus parameterisa-

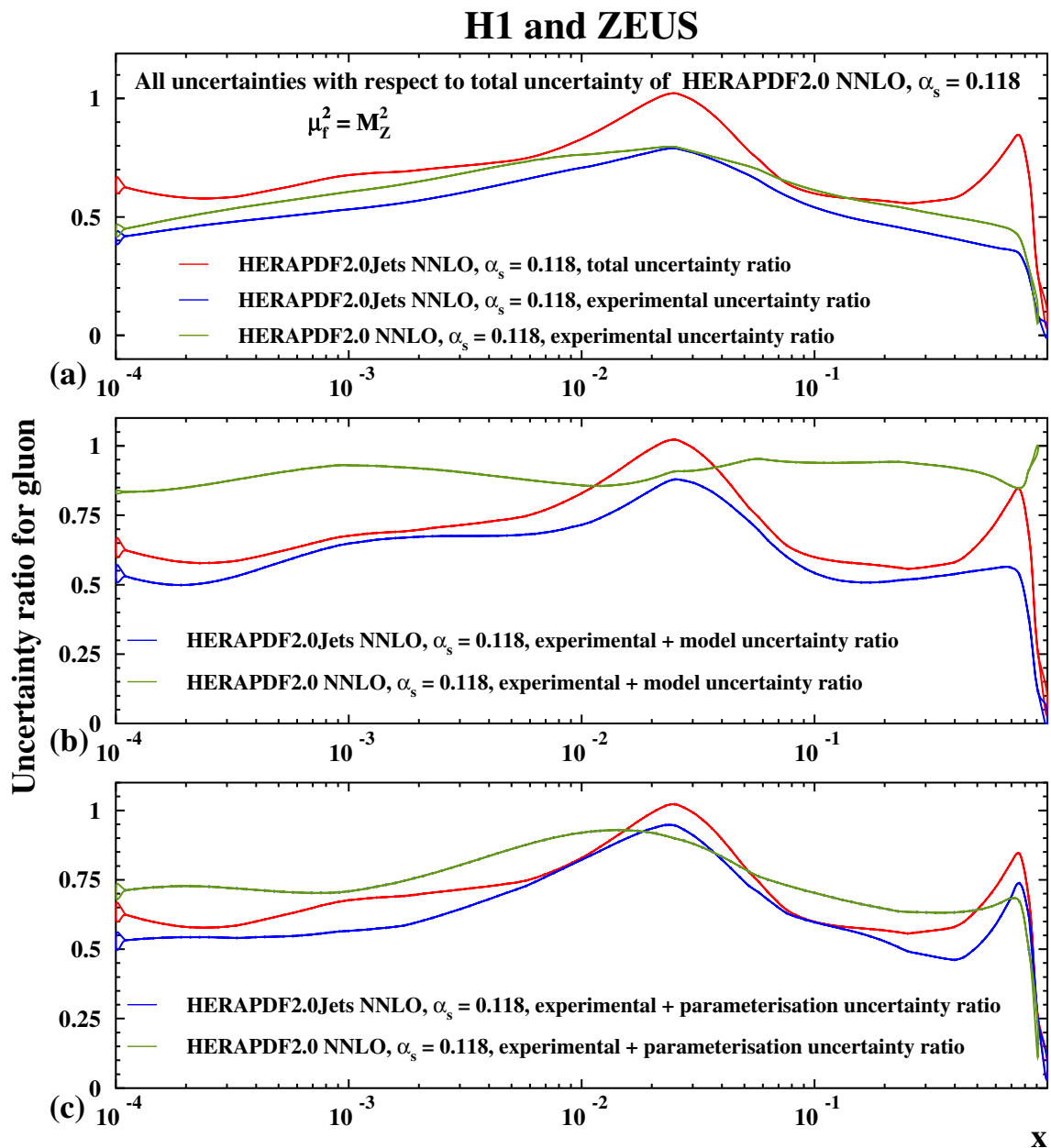
tion uncertainty of HERAPDF2.0Jets NNLO with  $\alpha_s(M_Z^2) = 0.1155$  as well as HERAPDF2.0 NNLO with  $\alpha_s(M_Z^2) = 0.118$  at the scale  $\mu_f^2 = M_Z^2$

# H1 and ZEUS



**Fig. 23** Ratios of uncertainties relative to the total uncertainties of HERAPDF2.0 NNLO with  $\alpha_s(M_Z^2) = 0.118$  for the total uncertainty of HERAPDF2.0Jets NNLO with  $\alpha_s(M_Z^2) = 0.118$  and the **a** experimental, **b** experimental plus model, **c** experimental plus parameteri-

sation uncertainty of HERAPDF2.0Jets NNLO with  $\alpha_s(M_Z^2) = 0.118$  as well as HERAPDF2.0 NNLO with  $\alpha_s(M_Z^2) = 0.118$  at the scale  $\mu_f^2 = 10 \text{ GeV}^2$



**Fig. 24** Ratios of uncertainties relative to the total uncertainties of HERAPDF2.0 NNLO with  $\alpha_s(M_Z^2) = 0.118$  for the total uncertainty of HERAPDF2.0Jets NNLO with  $\alpha_s(M_Z^2) = 0.118$  and the **a** experimen-

tal, **b** experimental plus model, **c** experimental plus parameterisation uncertainty of HERAPDF2.0Jets NNLO with  $\alpha_s(M_Z^2) = 0.118$  as well as HERAPDF2.0 NNLO with  $\alpha_s(M_Z^2) = 0.118$  at the scale  $\mu_f^2 = M_Z^2$

## References

1. A. Cooper-Sarkar, R. Devenish, *Deep inelastic scattering* (Oxford Univ Press, Oxford, 2011). (ISBN 978-0-19-960225-4)
2. H. Abramowicz et al. [H1 and ZEUS Collaborations], *Eur. Phys. J. C* **75**, 580 (2015). [arXiv:1506.06042](https://arxiv.org/abs/1506.06042)
3. V.N. Gribov, L.N. Lipatov, *Sov. J. Nucl. Phys.* **15**, 438 (1972)
4. V.N. Gribov, L.N. Lipatov, *Sov. J. Nucl. Phys.* **15**, 675 (1972)
5. L.N. Lipatov, *Sov. J. Nucl. Phys.* **20**, 94 (1975)
6. Y.L. Dokshitzer, *Sov. Phys. JETP* **46**, 641 (1977)
7. G. Altarelli, G. Parisi, *Nucl. Phys. B* **126**, 298 (1977)
8. B. Fanchiotti, S. Kniehl, A. Sirlin, *Phys. Rev. D* **48**, 307 (1993). [arXiv:hep-ph/9803393](https://arxiv.org/abs/hep-ph/9803393)
9. A. Aktas et al. [H1 Collaboration], *Phys. Lett. B* **653**, 134 (2007). [arXiv:0706.3722](https://arxiv.org/abs/0706.3722)
10. F. Aaron et al. [H1 Collaboration], *Eur. Phys. J. C* **67**, 1 (2010). [arXiv:0911.5678](https://arxiv.org/abs/0911.5678)
11. S. Chekanov et al. [ZEUS Collaboration], *Phys. Lett. B* **547**, 164 (2002). [arXiv:hep-ex/0208037](https://arxiv.org/abs/hep-ex/0208037)
12. H. Abramowicz et al. [ZEUS Collaboration], *Eur. Phys. J. C* **70**, 965 (1995). [arXiv:1010.6167](https://arxiv.org/abs/1010.6167)



13. V. Andreev et al. [H1 Collaboration], *Eur. Phys. J. C* **65**, 2 (2015). [arXiv:1406.4709](#)
14. V. Andreev et al. [H1 Collaboration], *Eur. Phys. J. C* **77**, 215 (2017). [Erratum: *Eur. Phys. J. C* **81**, 739 (2021)]. [arXiv:1611.03421](#)
15. J. Currie, T. Gehrmann, J. Niehues, *Phys. Rev. Lett.* **117**, 042001 (2016). [arXiv:1606.03991](#)
16. J. Currie, T. Gehrmann, A. Huss, J. Niehues, *JHEP* **07**, 018 (2017). [Erratum: *JHEP* **12**, 042 (2020)]. [arXiv:1703.05977](#)
17. T. Gehrmann et al., in *Proceedings of the 13th International Symposium on Radiative Corrections (RADCOR2017)*, St. Gilgen, Austria, vol. 1707 (2017). [arXiv:1801.06415](#)
18. T. Kluge, K. Rabbertz, M. Wobisch, (2006). [arXiv:hep-ph/0609285](#)
19. D. Britzger et al., in *20th international workshop on deep-inelastic scattering and related subjects (DIS 2012): Bonn, Germany*, p. 217, (2012). [arXiv:1208.3641](#)
20. D. Britzger et al., in *22nd international workshop on deep-inelastic scattering and related subjects (DIS 2014): Warsaw, Poland* (2014). <http://indico.cern.ch/event/258017/session/1/contribution/202>
21. T. Carli, G. Salam, F. Siegert, (2005). [arXiv:hep-ph/0510324](#)
22. T. Carli et al., *Eur. Phys. J. C* **66**, 503 (2010). [arXiv:0911.2985](#)
23. V. Andreev et al. [H1 Collaboration], *Eur. Phys. J. C* **77**, 791 (2017)
24. R.S. Thorne, R.G. Roberts, *Phys. Rev. D* **57**, 6871 (1998). [arXiv:hep-ph/9709442](#)
25. R.S. Thorne, *Phys. Rev. D* **73**, 054019 (2006). [arXiv:hep-ph/0601245](#)
26. R.S. Thorne, *Phys. Rev. D* **86**, 074017 (2012). [arXiv:1201.6180](#)
27. H. Abramowicz et al. [H1 and ZEUS Collaborations], *Eur. Phys. J. C* **78**, 473 (2018). [arXiv:1804.01019](#)
28. D. Britzger et al. [NNLOJet and Applfast Collaborations], *Eur. Phys. J. C* **79**, 845 (2019). [arXiv:1906.05303](#)
29. F.D. Aaron et al. [H1 and ZEUS Collaborations], *Eur. Phys. J. C* **73**, 2311 (2013). [arXiv:1211.1182](#)
30. M. Botje, *Comput. Phys. Commun.* **182**, 490 (2011). [arXiv:1005.1481](#)
31. S. Alekhin et al., (2014). [arXiv:1410.4412](#)
32. H. Spiesberger, in *Proceedings of future physics at HERA*, ed. by G. Ingelman, A. De Roeck and R. Klanner, p. 227 (1995)
33. V. Andreev et al. [H1 Collaboration], *Eur. Phys. J. C* **77**, 791 (2017). [Erratum: *Eur. Phys. J. C* **81**, 738 (2021)]. [arXiv:1709.07251](#)
34. F. Aaron et al. [H1 and ZEUS Collaborations], *JHEP* **1001**, 109 (2010). [arXiv:0911.0884](#)
35. A.D. Martin, W.J. Stirling, R.S. Thorne, G. Watt, *Eur. Phys. J. C* **63**, 189 (2009). [arXiv:0901.0002](#)
36. P.M. Nadolsky et al., *Phys. Rev. D* **78**, 013004 (2008). [arXiv:0802.0007](#)
37. M. Aaboud et al. [ATLAS Collaboration], *Eur. Phys. J. C* **77**, 367 (2017). [arXiv:1612.03016](#)
38. M. Tanabashi et al. [Particle Data Group], *Phys. Rev. D* **98**, 030001 (2018)
39. The combined data together with the full correlation information and the grids for HERAPDF2.0 are provided at <http://www.desy.de/h1zeus/herapdf20/>