

Search for CP violation in $t\bar{t}H$ and tH production in multilepton channels in proton-proton collisions at $\sqrt{s} = 13$ TeV



The CMS collaboration

E-mail: cms-publication-committee-chair@cern.ch

ABSTRACT: The charge-parity (CP) structure of the Yukawa interaction between the Higgs (H) boson and the top quark is measured in a data sample enriched in the $t\bar{t}H$ and tH associated production, using 138 fb^{-1} of data collected in proton-proton collisions at $\sqrt{s} = 13$ TeV by the CMS experiment at the CERN LHC. The study targets events where the H boson decays via $H \rightarrow WW$ or $H \rightarrow \tau\tau$ and the top quarks decay via $t \rightarrow Wb$: the W bosons decay either leptonically or hadronically, and final states characterized by the presence of at least two leptons are studied. Machine learning techniques are applied to these final states to enhance the separation of CP -even from CP -odd scenarios. Two-dimensional confidence regions are set on κ_t and $\tilde{\kappa}_t$, which are respectively defined as the CP -even and CP -odd top-Higgs Yukawa coupling modifiers. No significant fractional CP -odd contributions, parameterized by the quantity $|f_{CP}^{Htt}|$ are observed; the parameter is determined to be $|f_{CP}^{Htt}| = 0.59$ with an interval of $(0.24, 0.81)$ at 68% confidence level. The results are combined with previous results covering the $H \rightarrow ZZ$ and $H \rightarrow \gamma\gamma$ decay modes, yielding two- and one-dimensional confidence regions on κ_t and $\tilde{\kappa}_t$, while $|f_{CP}^{Htt}|$ is determined to be $|f_{CP}^{Htt}| = 0.28$ with an interval of $|f_{CP}^{Htt}| < 0.55$ at 68% confidence level, in agreement with the standard model CP -even prediction of $|f_{CP}^{Htt}| = 0$.

KEYWORDS: CP Violation, Hadron-Hadron Scattering, Higgs Physics

ARXIV EPRINT: [2208.02686](https://arxiv.org/abs/2208.02686)

Contents

1	Introduction	1
2	Phenomenology	4
3	The CMS detector	5
4	Data samples and Monte Carlo simulation	5
5	Event reconstruction and selection	7
5.1	Event reconstruction	8
5.2	Event selection and background estimation	8
6	The CP discrimination	10
7	Systematic uncertainties	13
7.1	Experimental uncertainties	15
7.2	Theoretical uncertainties	16
8	Signal extraction	17
8.1	The BSM interpretation	19
8.2	Results	19
9	Combined results for CP in ttH events	21
9.1	Systematic uncertainties for the combination of CP measurements	22
9.2	Results for the combination of CP parameters	23
10	Summary	25
	The CMS collaboration	34

1 Introduction

The observation of a spin-0 boson by the ATLAS and CMS Collaborations in 2012 [1–3] opened a new field of exploration in the realm of particle physics: the properties of the newly observed boson must be measured in detail to ascertain if it is compatible with the Higgs (H) boson predicted by the standard model (SM). Results from the LHC Run 1 and 2 indicate that the coupling of the H boson to other particles is SM-like [4–7]. The SM Yukawa couplings y_f^{SM} of the H boson to fermions are proportional to the fermion mass m_f , namely $y_f^{\text{SM}} = \sqrt{2}m_f/v$, where $v \approx 246$ GeV denotes the vacuum expectation value of the Higgs field. The top quark, with a mass of $m_t = 172.44 \pm 0.48$ GeV [8], is by far the

heaviest fermion known to date: its Yukawa coupling y_t is expected to be of order one. The large m_t may indicate that it plays a special role in the mechanism of electroweak symmetry breaking [9–11]; deviations of y_t from the SM prediction would unambiguously indicate the presence of new physics beyond the SM, and thus the determination of y_t is of special interest in the study of the H boson.

The associated production of a H boson with top quark pairs ($t\bar{t}H$) has previously been studied by the ATLAS and CMS Collaborations with up to 24.8 fb^{-1} of data recorded at $\sqrt{s} = 7$ and 8 TeV during the LHC Run 1 [12–16] and with up to 138 fb^{-1} at $\sqrt{s} = 13$ TeV during the Run 2 [17–26]. The combined analysis of data recorded at $\sqrt{s} = 7, 8,$ and 13 TeV allowed for the observation of $t\bar{t}H$ production with significances of 5.2 and 6.3 standard deviations by the CMS and ATLAS Collaborations, respectively [27, 28]. The production of H bosons in association with a single top quark has been studied by the ATLAS and CMS Collaborations with data recorded during the LHC Run 1 [29] and Run 2 [24, 30]. These analyses covered the H boson decay modes to bottom quark-antiquark pairs, photon pairs, pairs of τ leptons, and combinations of quarks and leptons originating from the decay of intermediate on- or off-shell W and Z bosons.

The SM H boson is even under charge-parity (CP) inversion; an experimental observation compatible with the presence of a CP -odd term in the H boson Lagrangian would be a direct indication of the presence of new physics. Determining the CP structure of the couplings of the observed boson is therefore paramount.

The ATLAS and CMS Collaborations have studied the couplings of the H boson to vector gauge bosons and also tested such interactions for CP violation [24, 25, 31–45]. All the studies were compatible with a pure CP -even H boson Lagrangian, excluding pure CP -odd couplings of the H boson to any of the gauge bosons. However, CP -violating effects are expected to be theoretically more motivated in H boson to fermion couplings than those to gauge bosons. In the couplings to V bosons, CP -odd contributions enter via nonrenormalizable higher-order operators that are suppressed by powers of $1/\Lambda^2$ [46], where Λ is the scale of the physics beyond the SM in an effective field theory, or via nonrenormalizable interaction terms [47, 48]. Overall, these CP -odd contributions are expected to only yield a minor contribution to the coupling.

For the couplings to fermions, a renormalizable CP -violating coupling may instead occur at tree level. The top-Higgs Yukawa coupling is therefore a suitable coupling for CP studies in proton-proton (pp) collisions [49]. The ATLAS and CMS Collaborations have performed several searches for CP violation in the coupling of the H boson to fermions, finding no deviation with respect to the SM prediction of a CP -even scenario. The coupling of the H boson to tau lepton was studied in [50]. Besides, measurements of the CP structure of the coupling of the H boson to the top quark were performed using $t\bar{t}H$ and tH production modes with different final states e.g., two photons [24, 25] or four leptons [44]; the CP measurements in gluon-gluon fusion production mode can also be interpreted in terms of fermionic couplings [44, 51, 52].

The Yukawa couplings of the H boson to fermions have been determined with a large uncertainty during the LHC Run 1 [5]. During the LHC Run 2, the ratio of y_t to its SM

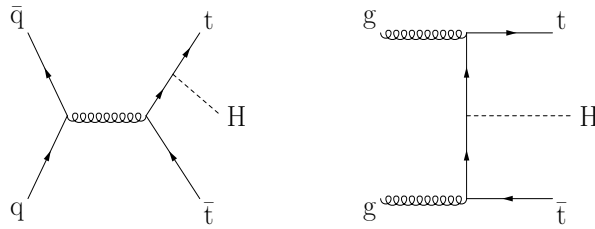


Figure 1. Representative Feynman diagrams for the $t\bar{t}H$ production processes.

expectation, $\kappa_t := y_t/y_t^{\text{SM}}$, has been determined by the CMS Collaboration to be within $-0.9 < \kappa_t < -0.7$ or $0.7 < \kappa_t < 1.1$, at 95% confidence level (CL) [26] by probing the production of the H boson in association with one or two top quarks, with subsequent decay to leptonic final states.

The $t\bar{t}H$ production and the production of a H boson in association with a single top quark (tH) provide direct access to the magnitude and sign of y_t . The SM cross section for $t\bar{t}H$ production in pp collisions at $\sqrt{s} = 13$ TeV amounts to 506.5 fb [53] for a H boson mass of $m_H = 125.09$ GeV [54], computed at next-to-leading (NLO) accuracy in quantum chromodynamics (QCD), along with electroweak corrections computed at the same order in perturbation theory. The leading-order (LO) Feynman diagrams for $t\bar{t}H$ production are shown in figure 1. The cross section for tH production is significantly smaller, amounting to 74.3 fb [53] in the dominant t channel (tHq), computed at NLO accuracy in QCD with the so-called five-flavour scheme (5FS). The tH production also occurs via two additional channels, with lower cross sections, amounting to 15.2 fb [53] in the tW-associated channel (tHW) and to 2.9 fb [53] in the s channel, both computed at NLO accuracy in QCD with the four-flavour scheme (4FS). The contribution of the s channel amounts to 4% of the contribution of the t channel, and is neglected in this analysis. The diagrams corresponding to the tHq and tHW production modes in the 5FS can be found in figure 2. The small rates of the tHq and tHW production processes in the SM are due to the destructive interference between diagrams where the H boson couples to the top quark (left diagrams of figure 2) and the corresponding diagrams where the H boson couples to the W boson (right diagrams of figure 2). If y_t differs from the value predicted by the SM, the cross section for tH production may be modified significantly. The largest enhancement of the tH production rate is attained when $y_t = -y_t^{\text{SM}}$, referred to as the inverted top coupling (ITC) scenario. In the ITC scenario, the destructive interference between diagrams turns into a constructive interference, and the cross section amounts to 848.0 fb [53]. The measurement of the tH production rate thus allows not only a model-independent determination of the y_t magnitude, but also a determination of its relative sign with respect to the WWH coupling, which makes the study of this process particularly interesting.

In this paper, we report on the measurement of the CP structure of the H boson at tree level by studying the $t\bar{t}H$ and tH processes in final states with multiple electrons, muons, and hadronically decaying tau leptons (τ_h). The signatures used are $2\ell\text{SS} + 0\tau_h$, $2\ell\text{SS} + 1\tau_h$, and $3\ell + 0\tau_h$, which account for the H boson decay modes $H \rightarrow WW$ and $H \rightarrow \tau\tau$ (called

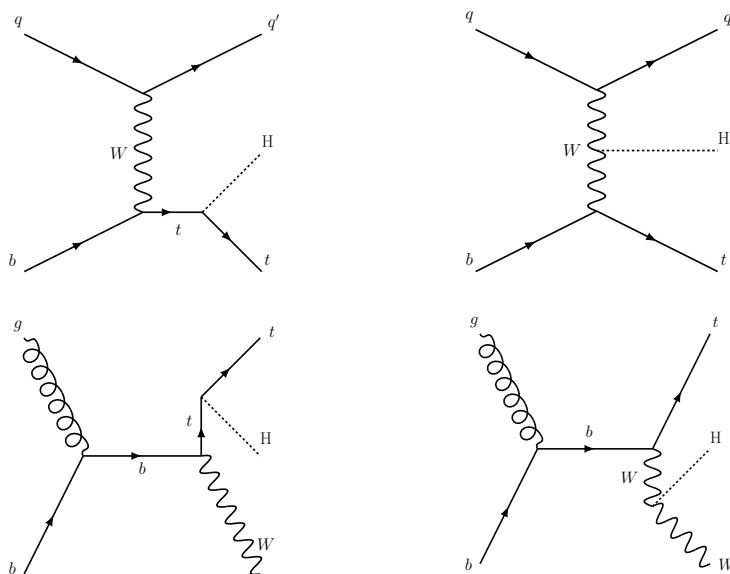


Figure 2. Upper (lower) row: representative Feynman diagrams for the tH process in the t -channel (tW-associated) production mode.

from now on multilepton decay channel), targeting events in which at least one top quark decays leptonically and providing the highest sensitivity to possible CP violation effects. The symbol ℓ denotes light leptons (e, μ), and SS means *same-sign*. The measurement is based on data recorded by the CMS experiment in pp collisions at $\sqrt{s} = 13$ TeV during the LHC Run 2, corresponding to an integrated luminosity of 138 fb^{-1} . We extend the cross section measurement published by the CMS Collaboration [26] by interpreting the results in terms of the spin-parity of the H boson. As in previous analyses [25], the separation of the $t\bar{t}H$ and tH signals from backgrounds is improved with machine learning techniques, mainly boosted decision trees (BDTs) and artificial deep neural networks (DNNs) [55, 56]. Machine learning methods are also employed to improve the separation between CP -odd and CP -even scenarios, both pure and mixed, for the $t\bar{t}H$ and tH signals. Tabulated results are provided in the HEPData record for this analysis [57].

2 Phenomenology

The Lagrangian for the fermions-Higgs interaction can be written as a superposition of amplitudes with a CP -even and a CP -odd phase, where any deviation from the SM values for the couplings would mean CP violation in the top-Higgs sector and would be described as a beyond-the-SM (BSM) phenomenon. Assuming that the spin-0 H boson is a mass eigenstate, the $t\bar{t}H$ Lagrangian can be parameterized as follows:

$$\mathcal{L}_{t\bar{t}H} = \frac{m_t}{v} \bar{\psi}_t (\kappa_t + i\gamma_5 \tilde{\kappa}_t) \psi_t H, \tag{2.1}$$

where $\bar{\psi}_t$ and ψ_t are Dirac spinors, v is the SM Higgs field vacuum expectation value, while κ_t and $\tilde{\kappa}_t$ are respectively the CP -even and CP -odd top-Higgs Yukawa coupling modifiers.

Scenario	α
Purely CP -even	0° or 180°
Purely CP -odd	90° or 270°
Mixed	$\neq 0^\circ, \neq 90^\circ, \neq 180^\circ$

Table 1. Possible CP scenarios.

The parameter κ_t is proportional to $\cos(\alpha)$, while $\tilde{\kappa}_t$ is proportional to $\sin(\alpha)$, where α is the mixing angle. In the SM, there is no CP violation and therefore α is either 0° or 180° . The choice of κ_t and $\tilde{\kappa}_t$ affects the coupling and hence the cross section and kinematic properties of both the $t\bar{t}H$ and tH processes. We use the variation in the differential cross section of the $t\bar{t}H$ and tH processes depending on the choice of α derived in ref. [58]. Based on the choice of α , we can broadly identify the three possible scenarios detailed in table 1. Kinematic differences between the purely CP -even, the purely CP -odd, and the mixed scenario can be exploited to discriminate between them and throw light on the exact CP scenario that is favoured by Nature. It is important to note that the cross section of the $t\bar{t}H$ process is symmetric around $\alpha = 90^\circ$ and is therefore not sensitive to the difference between the SM coupling ($\alpha = 0^\circ$) and the inverse coupling ($\alpha = 180^\circ$).

3 The CMS detector

The central feature of the CMS apparatus is a superconducting solenoid of 6 m internal diameter, providing a magnetic field of 3.8 T. A silicon pixel and strip tracker, a lead tungstate crystal electromagnetic calorimeter (ECAL), and a brass and scintillator hadron calorimeter, each composed of a barrel and two endcap sections, are positioned within the solenoid volume. The silicon tracker measures charged particles within the pseudorapidity range $|\eta| < 2.5$. The ECAL is a fine-grained hermetic calorimeter with quasi-projective geometry, and is segmented into the barrel region of $|\eta| < 1.48$ and in two endcaps that extend up to $|\eta| < 3.0$. The hadron calorimeter barrel and endcaps similarly cover the region $|\eta| < 3.0$. Forward calorimeters extend the coverage up to $|\eta| < 5.0$. Muons are measured and identified in the range $|\eta| < 2.4$ by gas-ionization detectors embedded in the steel flux-return yoke outside the solenoid. A two-level trigger system [59] is used to reduce the rate of recorded events to a level suitable for data acquisition and storage. The first level of the CMS trigger system, composed of custom hardware processors, uses information from the calorimeters and muon detectors to select the most interesting events with a fixed latency of $4 \mu\text{s}$. The high-level trigger processor farm further decreases the event rate from around 100 kHz to about 1 kHz. Details of the CMS detector and its performance, together with a definition of the coordinate system and the kinematic variables used in the analysis, are reported in ref. [60].

4 Data samples and Monte Carlo simulation

The data and simulated samples used in this analysis are those used in the inclusive measurement of the $t\bar{t}H$ and tH cross sections performed by the CMS Collaboration [26]. We report here a few highlights for completeness.

This analysis uses pp collision data recorded at $\sqrt{s} = 13$ TeV at the LHC during 2016–2018. Data-taking periods during which the CMS detector was not fully operational are excluded from the analysis. The total integrated luminosity of the analyzed data set amounts to 138 fb^{-1} , of which 36.3 [61], 41.5 [62], and 59.8 fb^{-1} [63] have been recorded in 2016, 2017, and 2018, respectively.

The SM cross sections for the $t\bar{t}H$ and tH signals and for the most relevant background processes estimated from simulation are reported in table 2. The backgrounds arising from nonprompt or misidentified leptons (collectively labelled *nonprompt* in the figures of this paper) and from lepton charge mismeasurement are described in section 5; regardless of the processes that originated them, they are fully determined from data. All the other background contributions are determined from simulation.

The 4FS and 5FS [58, 64] are used to simulate the tHq and tHW processes: we simulate the tH production at leading order (LO), the tHq process in the 4FS, and the tHW process in the 5FS, so that interference contributions of the latter with $t\bar{t}H$ production are not present in the simulation. The contribution from s -channel tH production is negligible and is not considered in this analysis.

The $t\bar{t}H$ and tH signals as well as $t\bar{t}\gamma$, $t\bar{t}\gamma^*$, tZ , $t\bar{t}WW$, W +jets, Drell–Yan (DY), $W\gamma$, and $Z\gamma$ backgrounds are simulated at LO using the program MADGRAPH5_aMC@NLO v2.2.2, v2.3.3 or v2.4.2 [65–68]. Background arising from $t\bar{t}$ production in association with W and Z bosons ($t\bar{t}W$, $t\bar{t}Z$), from triboson (WWW , WWZ , WZZ , ZZZ , and $WZ\gamma$) production, as well as from the production of four top quarks ($t\bar{t}t\bar{t}$) are generated at NLO accuracy in perturbative quantum chromodynamics (pQCD) making use of the same program. The modelling of the $t\bar{t}W$ process includes additional electroweak corrections simulated using MADGRAPH5_aMC@NLO and proportional to $\alpha_S\alpha_{EW}^3$ [69, 70], where α_S (α_{EW}) is the strong (electroweak) coupling constant. Another sample of $t\bar{t}H$ events simulated with MADGRAPH5_aMC@NLO at NLO is used in order to compute one of the uncertainties described in section 7. The NLO program POWHEG v2.0 [71–73] is used to simulate the backgrounds arising from $t\bar{t}$, tW , and diboson ($W^\pm W^\mp$, WZ , and ZZ) production, from the production of single top quarks, from SM H boson production via gluon fusion (ggH) and vector boson fusion (qqH) processes, and from the production of SM H bosons in association with W and Z bosons (WH , ZH) and with W and Z bosons along with a pair of top quarks ($t\bar{t}WH$, $t\bar{t}ZH$).

Parton showering, hadronization, the underlying event as well as the decays of tau leptons, including polarization effects, are modelled using PYTHIA [74] v8.230 with the tune CP5 [75] in 2017 and 2018 Monte Carlo (MC) samples, and PYTHIA v8.205 with the tunes CUETP8M1, CUETP8M2, or CUETP8M2T4 [76, 77] in 2016 MC samples. The matching of matrix elements to parton showers is done using the MLM scheme [66] for the LO samples and the FxFx scheme [68] for the NLO samples. The m_t assumed in all samples is 172.5 GeV .

The $t\bar{t}H$ and tH samples are produced assuming all couplings of the H boson have the values expected in the ITC scenario. The variation in kinematic properties of $t\bar{t}H$ and tH signal events is accounted for by applying weights calculated signal event with MADGRAPH5_aMC@NLO v2.3.3, following the approach suggested in refs. [78, 79]. This

Process	Cross section [fb]	Process	Cross section [fb]
$t\bar{t}H$	507 [53]	$t\bar{t}Z$	839 [53]
tHq	74.3 [53]	$t\bar{t}W$	650 [53, 69, 70]
tHW	15.2 [87]	$t\bar{t}WW$	6.98 [65]
ggH	4.86×10^4 [53]	WZ	4.50×10^4 [88]
qqH	3.78×10^3 [53]	ZZ	1.69×10^4 [88]
WH	1.37×10^3 [53]		
ZH	884 [53]		

Table 2. Standard model cross sections for the $t\bar{t}H$ and tH signals as well as for the most relevant background processes estimated from simulation. The cross sections are quoted for pp collisions at $\sqrt{s} = 13$ TeV.

results in both signal processes to be reweighted by κ_t and $\tilde{\kappa}_t$. This is different from the inclusive measurement in ref. [26], where such reweighting was not necessary for the $t\bar{t}H$ signal, because any variation of y_t would only affect the inclusive cross section for $t\bar{t}H$ production, which increases proportional to y_t^2 , leaving the kinematic properties of $t\bar{t}H$ signal events unaltered.

The presence of simultaneous pp collisions in the same or nearby bunch crossings, referred to as pileup (PU), is modelled by superimposing inelastic pp interactions, simulated using PYTHIA, to all MC events. Simulated events are weighed so that the PU distribution of simulated samples matches the one observed in the data.

All MC events are passed through a detailed simulation of the CMS apparatus, based on GEANT4 [80, 81], and are processed using the same version of the CMS event reconstruction software used for the data.

Simulated events are corrected by means of weights or by varying the relevant quantities to account for residual differences between data and simulation. These differences arise in: trigger efficiencies; reconstruction and identification efficiencies for electrons, muons, and τ_h ; the energy scale of τ_h and jets; the efficiency in identifying jets originating from the hadronization of bottom quarks and the corresponding misidentification rates for light-quark and gluon jets; and the resolution in missing transverse momentum (p_T^{miss}). The corrections are typically at the level of a few percent [82–86]. They are measured using a variety of SM processes, such as DY ($Z/\gamma^* \rightarrow ee$, $Z/\gamma^* \rightarrow \mu\mu$, and $Z/\gamma^* \rightarrow \tau\tau$), $t\bar{t}$, and γ +jets production.

5 Event reconstruction and selection

In this section, we describe the selection criteria that are applied to objects and events in the analysis. This selection follows closely that of the $t\bar{t}H$ inclusive analysis in the multilepton channel, which is described in full detail in ref. [26]: only a brief summary is shown here for completeness.

5.1 Event reconstruction

Topologies with prompt leptons are one of the main distinctive features for the signal in this study, where to identify leptons we make use of a dedicated BDT classifier trained to efficiently select prompt leptons while rejecting leptons coming from other sources, such as leptons produced in the decay of heavy-flavour hadrons or due to detector mismeasurements. A less stringent set of lepton requirements (*loose selection*) is used to veto additional leptons in the signal region (SR) and to calculate the misidentification efficiencies associated to the main lepton selection.

Hadronic tau leptons are reconstructed using the hadron-plus-strips algorithm [85]. Similarly to the selection of light leptons and with the same purposes, different levels of identification are used, based on the output of a deep neural network, as described in refs. [26, 89].

Hadronic jets are clustered using candidates compatible with the primary interaction vertex using the anti- k_T algorithm [90] with a distance parameter $R = 0.4$, and with the particles reconstructed by the particle flow algorithm [91] as inputs. Charged hadrons associated with PU vertices are excluded from the clustering. The energy of the reconstructed jets is corrected for residual PU effects using the method described in refs. [90, 92] and calibrated as a function of jet transverse momentum p_T and η [83].

The primary vertex (PV) is taken to be the vertex corresponding to the hardest scattering in the event, evaluated using tracking information alone, as described in section 9.4.1 of ref. [93].

To discriminate jets produced by heavy-flavour quarks from those coming from light-flavour quarks and gluons, we make use of the DeepJet discriminator [84, 94, 95].

The missing transverse momentum vector (\vec{p}_T^{miss}) is defined as the negative of the vector p_T sum of all particles reconstructed by the PF algorithm. In this analysis there is a need to discriminate events where the reconstructed p_T^{miss} arises from resolution effects. In order to do so, a linear combination denoted *linear discriminant* ($p_T^{\text{miss}} LD$) and defined as $0.6p_T^{\text{miss}} + 0.4H_T^{\text{miss}}$ is used, where H_T^{miss} corresponds to the magnitude of the vector p_T sum of electrons, muons, τ_h , and jets.

5.2 Event selection and background estimation

The event selection in this analysis is designed to detect the rare $t\bar{t}H$ and tH signals in multilepton final states despite the presence of other SM processes with larger cross section also yielding leptons in the final state. Events are collected by a set of single-, double-, and triple-lepton triggers that are designed to maximize the efficiency of the trigger set. The thresholds on the lepton p_T range 12–27 (8–24) GeV for electrons (muons). We then target events where the H boson is produced through the $t\bar{t}H$, tHq or tHW process and decays into a pair of W or Z bosons or tau leptons. The W and Z bosons can subsequently decay either hadronically or into electrons or muons, while τ leptons can decay to electrons, muons, or hadronically (denoted τ_h). To achieve our objectives, we define three event categories depending on lepton and τ_h multiplicity: $2\ell SS + 0\tau_h$, $2\ell SS + 1\tau_h$, and $3\ell + 0\tau_h$. These regions correspond to the most sensitive ones in the inclusive measurement of $t\bar{t}H$

and $t\bar{H}$ production in the same final state [26]: they contain enough $t\bar{t}\bar{H}$ events to be sensitive to the signal kinematic properties, which is a necessary aspect in a search for CP violation. The selection requirements in these regions are summarized in table 3.

Despite the selection mentioned above, the regions are still dominated by background events. We therefore use multivariate methods, namely artificial neural networks, to separate the contribution from the various signal and background species. These discriminators, developed in the context of ref. [26], take as an input features related to the event kinematics and provide as an output three (four) output nodes, in the $2\ell SS + 1\tau_h$ and $3\ell + 0\tau_h$ ($2\ell SS + 0\tau_h$) categories, that estimate the probability for each event to correspond to $t\bar{t}\bar{H}$, $t\bar{H}q$, or any of the backgrounds (to $t\bar{t}\bar{H}$, $t\bar{H}q$, $t\bar{t}W$, or any other background). An extra node is added in the $2\ell SS + 0\tau_h$ category to gain sensitivity to the irreducible $t\bar{t}W$ background. Events are classified according to their most probable node, with an additional categorization in lepton charge and medium b -tagged jet multiplicity in the $2\ell SS + 0\tau_h$ and $3\ell + 0\tau_h$. We define as *medium b -tagged* a jet whose value of the DeepJet discriminator is larger than a *medium working point* that corresponds to a misidentification probability of 1% for light-quark and gluon jets.

Kinematic differences between the $t\bar{t}\bar{H}$ CP -even component and a potential $t\bar{t}\bar{H}$ CP -odd component are then exploited by means of an additional multivariate discriminator. A dedicated gradient-BDT [96, 97] that we label BDT_{CP} , is trained for each category to distinguish between these two components, as described in section 6. Other families of discriminators have been tested, including a likelihood ratio regression based on the methods proposed by ref. [98], finding no significant improvements with respect to the main BDT approach. The details of the CP hypothesis discrimination are described in detail in section 6.

In order to determine the normalization of the $t\bar{t}\bar{Z}$, WZ , and ZZ processes, we make use of control regions (CRs) enriched in these processes. Two CRs are defined, requiring three and four leptons in the final state. The three-lepton CR is defined by inverting the Z boson veto present in the $3\ell + 0\tau_h$ SR. The selection criteria on jets and b -tagged jets are dropped in this region. Events are then classified according to the number of jets and b -tagged jets, in order to be sensitive to WZ and $t\bar{t}\bar{Z}$ production. A four-lepton CR is defined by events with four leptons, two of which are taken to form a Z boson candidate. Events in this region are classified according to the number of Z boson candidates and the jet and b -tagged jet multiplicity.

The contribution of signal and background events is estimated based on methods outlined in ref. [26]. Backgrounds are classified as either reducible or irreducible depending on the source of the reconstructed leptons passing the object selection criteria. A background is considered reducible when one or more of the reconstructed leptons passing the main object selection criteria do not correspond to a lepton originated in the prompt decay of a W or Z boson or a tau lepton decay. The background is considered irreducible otherwise.

We distinguish three sources of reducible background contributions: misidentified leptons and τ_h s (*misidentified lepton*), conversions of a photon into an electron-positron pair in the tracker material (*conversions*), and mismeasurement of the lepton charge (*charge flip*). The main contribution to misidentified lepton background stems from $t\bar{t}$ production,

reflecting the large cross section for this background process. The conversions background is typically caused by $t\bar{t}\gamma$ events in which one electron or positron produced in the photon conversion carries most of the energy of the converted photon, whereas the other electron or positron is of low energy and fails to get reconstructed. We refer to such photon conversions as *asymmetric conversions*. The contribution of this background is heavily suppressed by requiring electron tracks not to have missing hits in the innermost layers of the silicon tracker and by vetoing candidates that are matched to a reconstructed conversion vertex. The flips background is specific to the $2\ell SS + 0\tau_h$ and $2\ell SS + 1\tau_h$ channels and consists in events where the charge of a reconstructed lepton is mismeasured.

The mismeasurement of the electron charge typically results from the emission of a hard bremsstrahlung photon, followed by an asymmetric conversion of this photon. The reconstructed particle is typically the electron or positron that carries most of the energy of the converted photon, resulting in an equal probability for the reconstructed particle to have either the same or opposite charge compared to the charge of the electron or positron that emitted the bremsstrahlung photon [99]. The main contribution to the flips background stems from $t\bar{t}$ events in which both top quarks decay semi-leptonically. In case of the $2\ell SS + 1\tau_h$ channel, a quark or gluon jet is additionally misidentified as τ_h . The probability of mismeasuring the charge of muons is negligible in this analysis.

The misidentified leptons and flips backgrounds are largely suppressed by the lepton and τ_h selection described in section 5, and are estimated using control samples in data with techniques based on the misidentification probability method [20], whereas the conversions background is modelled using the MC simulation. More details can be found in ref. [26].

Irreducible backgrounds are estimated using samples of simulated events. We call *rare* backgrounds to the aggregate of background processes which typically yield a minor contribution and include such processes as tZ production, the production of SS W boson pairs, triboson, and $t\bar{t}\bar{t}$ production. In particular we include under this label all backgrounds estimated from simulation other than those arising from $t\bar{t}W$, $t\bar{t}Z$, and diboson backgrounds or from SM H boson production via the processes ggH , qqH , WH , ZH , $t\bar{t}WH$, and $t\bar{t}ZH$.

Additional details on the background categorization and estimation are given in ref. [26].

6 The CP discrimination

In order to separate CP -even and CP -odd scenarios, we trained three separate BDT classifiers, one for each of the channels: $2\ell SS + 0\tau_h$, $2\ell SS + 1\tau_h$, and $3\ell + 0\tau_h$. All are based on the XGBOOST gradient boosting implementation [100] and 50% of the samples are used to train the BDTs, 40% for testing, and 10% as validation data set during training. The hyperparameters of each classifier are optimized using a sequential grid search.

Each of the channel-specific BDTs used a different set of input features. The transverse momentum, η , and ϕ of the final-state particles are used as input variables in all BDTs. The jet three-vectors are directly used only in the $3\ell + 0\tau_h$ category. Other variables, such as the momentum vectors of the four leading jets, have also been tested in the other final states. We found that they don't provide any increase in performance with respect to the

Selection	$2\ell\text{SS} + 0\tau_h$	$2\ell\text{SS} + 1\tau_h$	$3\ell + 0\tau_h$
Trigger	Single- and double-lepton triggers		Single-, double- and triple-lepton triggers
Lepton p_T	$p_T > 25 / 15 \text{ GeV}$	$p_T > 25 / 15 \text{ (e) or } 10 \text{ GeV (}\mu\text{)}$	$p_T > 25 / 15 / 10 \text{ GeV}$
Lepton η	$ \eta < 2.5 \text{ (e) or } 2.4 \text{ (}\mu\text{)}$		$ \eta < 2.5 \text{ (e) or } 2.4 \text{ (}\mu\text{)}$
$\tau_h p_T$	—	$p_T > 20 \text{ GeV}$	—
$\tau_h \eta$	—	$ \eta < 2.3$	—
Charge requirements	2 same-sign leptons and charge quality requirements		—
Jet multiplicity**	$\sum_{\ell, \tau_h} q = \pm 1$ ≥ 3 jets		$\sum_{\ell} q = \pm 1$ ≥ 2 jets
b tagging requirements**	≥ 1 medium b-tagged jet or ≥ 2 loose b-tagged jets		
Light jet and b tag***	≥ 1 light jets, ≥ 1 medium b-tagged jet		
Missing transverse momentum	$p_T^{\text{miss}} LD > 30 \text{ GeV}^{\S}$		$p_T^{\text{miss}} LD > 45 \text{ GeV}^{\ddagger ***}$
Dilepton mass	$m_{\ell\ell} > 12 \text{ GeV}^*$, $ m_{\ell\ell} - m_Z > 10 \text{ GeV}$		

* Applied on all pairs of leptons that pass loose selection.

** If events do not pass these thresholds, *** is required.

‡ If the event contains a same-flavour opposite-sign (SFOS) lepton pair and $N_{\text{jet}} \leq 3$. If $N_{\text{jet}} \leq 3$ but there is no SFOS lepton pair, the threshold is 30 GeV.

§ Applied only to ee events.

Table 3. Event selections applied in the $2\ell\text{SS} + 0\tau_h$, $2\ell\text{SS} + 1\tau_h$, and $3\ell + 0\tau_h$ categories.

current set, and their removal did not result in any performance loss. Other kinematic quantities such as the distance in the (η, ϕ) plane between the final-state objects are also used in all three categories.

The invariant mass of the system composed by the leptons in the final state (including τ s), the p_T^{miss} , and an appropriate number of jets (depending on the final state), proved to be a useful variable to discriminate between CP -even and CP -odd states. We call this variable invariant mass of the reconstructed $t\bar{t}H$ and is defined as:

$$M_{t\bar{t}H} = \left\| \sum_i p^{\text{lep}_i} + (p_T^{\text{miss}}, \vec{p}_T^{\text{miss}}) + \sum_{i \leq k} p^{\text{jet}_i^*} \right\|, \quad (6.1)$$

where $\|\cdot\|$ denotes the norm in the Minkowski space and p^{lep_i} ($p^{\text{jet}_i^*}$) are the four-momenta of the leptons (jets). The number k of jets used to compute the invariant mass of the system is taken accordingly to the expected number of jets given by the $t\bar{t}H$ subsequent decays in the final state corresponding to the category, i.e., $k = 6$ (4) in the final state $2\ell\text{SS} + 0\tau_h$ ($2\ell\text{SS} + 1\tau_h$ and $3\ell + 0\tau_h$). If more than the expected number of jets are present in the event, because of initial- or final-state radiation or because of misreconstructed jets from detector noise or PU, then the appropriate subset of jets is chosen by highest p_T . This mass variable is used in all three BDTs.

For the $2\ell\text{SS} + 0\tau_h$ final state, the transverse masses of each lepton and p_T^{miss} are included in the training. We define the transverse mass as:

$$m_T(l_i, p_T^{\text{miss}}) = \sqrt{\left(|\vec{p}_{T,i}| + |p_T^{\text{miss}}| \right)^2 - \left| \vec{p}_{T,i} + p_T^{\text{miss}} \right|^2}, \quad (6.2)$$

where $\vec{p}_{T,i}$ is the transverse momenta of the corresponding lepton.

The jet multiplicity, the p_T^{miss} , the ϕ component of the \vec{p}_T^{miss} vector, and the average distance in the (η, ϕ) plane between the jets are also included, to further increase the performance in the $2\ell\text{SS} + 0\tau_h$ and $2\ell\text{SS} + 1\tau_h$ categories.

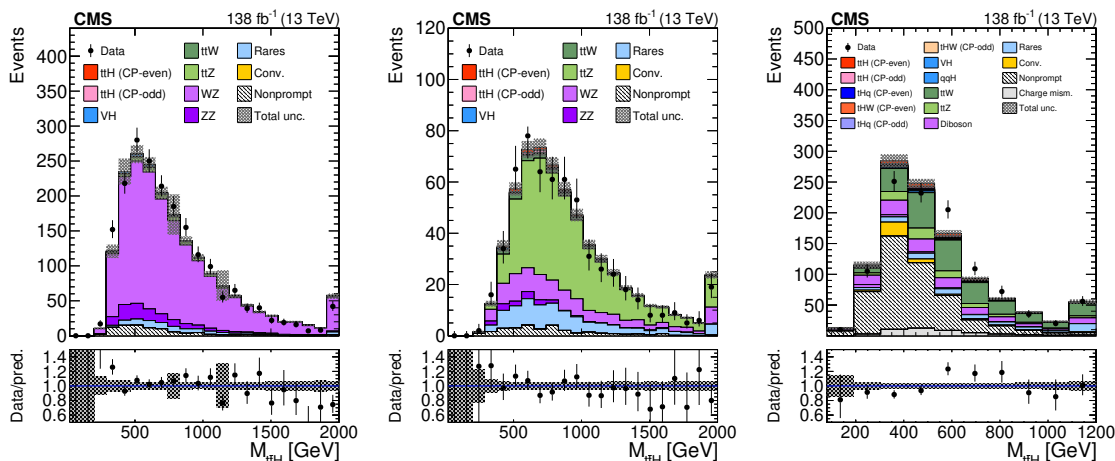


Figure 3. One of the most important input variables for the CP discriminant, $M_{t\bar{t}H}$, in the three validation regions enriched from left to right in WZ, $t\bar{t}Z$ and misidentified lepton background.

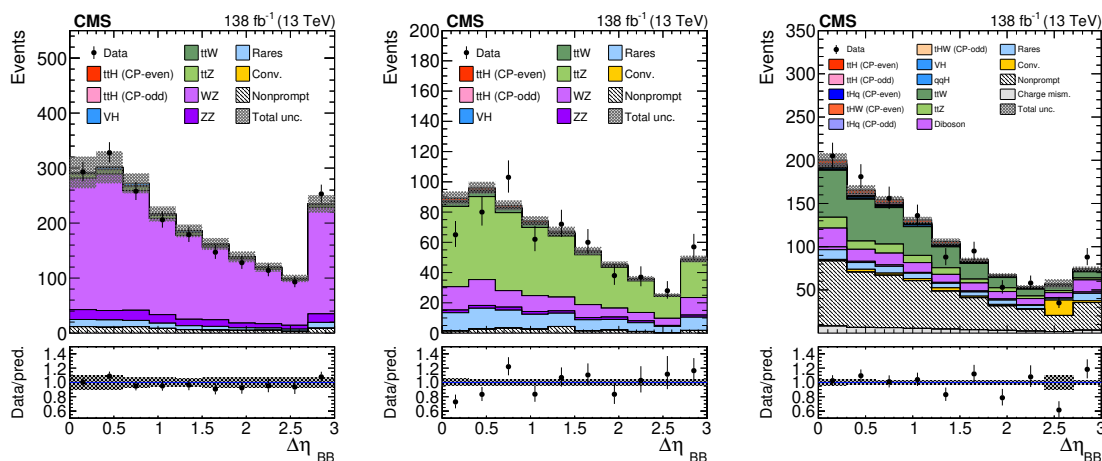


Figure 4. One of the most important input variables for the CP discriminant, $\Delta\eta_{BB}$, in the three validation regions enriched from left to right in WZ, $t\bar{t}Z$ and misidentified lepton background.

Besides, jets coming from the hadronic decay of the top quark can also be exploited to enhance the discrimination between the two CP scenarios. A BDT is computed over a given triplet of jets, allowing to identify the triplets of jets produced in the hadronic decay of a top quark, as described in ref. [26]. We use the highest score of all possible jet triplets present in the event as input variable in the $2\ell SS + 0\tau_h$ and $2\ell SS + 1\tau_h$ categories. For the $2\ell SS + 1\tau_h$, the output of a BDT classifier that identifies jets from W boson decays from the $H \rightarrow WW$ decay chain is also used [26].

The number of input features to each BDT classifier varies between 16 to 25. Table 4 summarizes all the input features used for the BDTs. The modelling of all variables has been checked in three validation regions enriched in misidentified lepton background, $t\bar{t}Z$ and WZ, respectively. Some of the most important variables in the three validation regions are shown in figures 3 and 4.

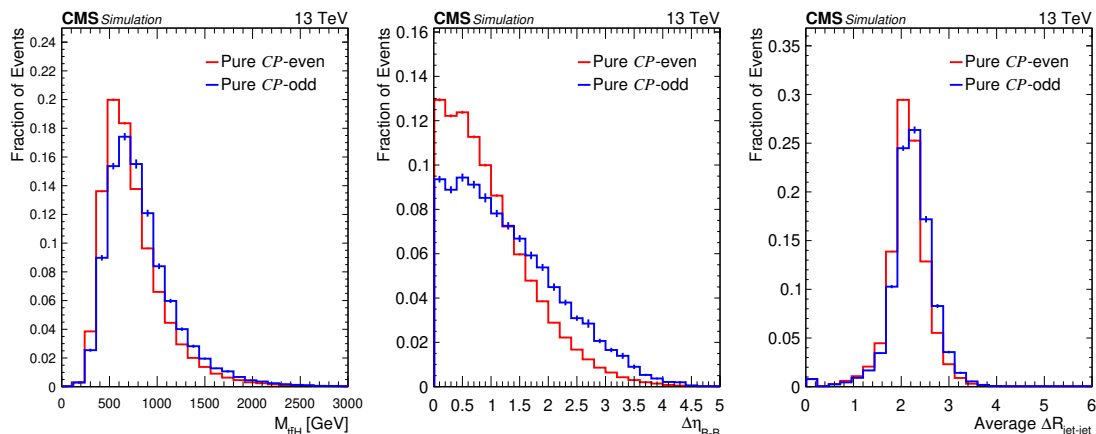


Figure 5. Most important input variables to the XGBOOST used for CP discrimination in $2\ell SS + 0\tau_h$ channel, defined in table 4. The vertical bars represent the statistical uncertainty originating from the limited amount of simulated events. When not visible, the bars are smaller than the line width.

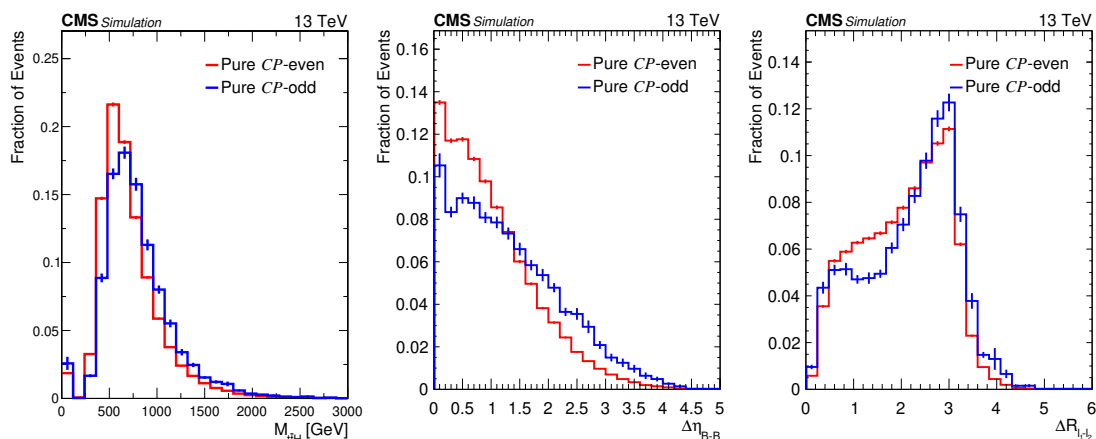


Figure 6. Most important input variables to the XGBOOST used for CP discrimination in $3\ell + 0\tau_h$ channel, defined in table 4. The vertical bars represent the statistical uncertainty originating from the limited amount of simulated events. When not visible, the bars are smaller than the line width.

Some representative input feature distributions, corresponding to those with the highest post-training importance score in each final state, are shown in figures 5 and 6 for the $2\ell SS + 0\tau_h$ and $3\ell + 0\tau_h$ channels, respectively. The variables shown are found to discriminate between the two CP scenarios, as indicated in references [49] and [101].

7 Systematic uncertainties

Various imprecisely-known effects may alter the event yield of the $t\bar{t}H$ and tH signals and of background processes, as well as the shape of the distributions in the discriminating observables that are used for the signal extraction. In this section, these effects, usually called systematic uncertainties, are described and their impact on the yields in the various final states is discussed.

Variable description	$2\ell\text{SS} + 0\tau_h$	$2\ell\text{SS} + 1\tau_h$	$3\ell + 0\tau_h$
p_T of jet 1	—	—	✓
p_T of jet 2	—	—	✓
p_T of lepton 1	✓	✓	✓
p_T of lepton 2	✓	✓	✓
p_T of lepton 3	—	—	✓
p_T of τ lepton	—	✓	—
η of lepton 1	✓	✓	—
η of lepton 2	✓	✓	—
η of τ lepton	—	✓	—
ϕ of lepton 1	✓	✓	—
ϕ of lepton 2	✓	✓	—
ϕ of τ lepton	—	✓	—
$m_T(l_1, p_T^{\text{miss}}) + p_T^{\text{miss}}$	✓	—	—
$m_T(l_2, p_T^{\text{miss}}) + p_T^{\text{miss}}$ system	✓	—	—
ΔR of lepton 1 to its closest jet	✓	✓	✓
ΔR of lepton 2 to its closest jet	✓	✓	✓
Invariant mass of the reconstructed $t\bar{t}H$ system ($M_{t\bar{t}H} = \sum_i p_i^{\text{lep}_i} + p_T^{\text{miss}} + \sum_{i \leq k} p_i^{\text{jet}_i^*}$)	✓	✓	✓
$\Delta\eta$ of two jets with highest b score in the laboratory frame ($\Delta\eta_{BB}$)	✓	✓	✓
$\Delta\eta$ of the two leptons in frame of two most-likely b jets	✓	✓	—
$\Delta\eta$ of two jets with highest b score in the dilepton system frame	✓	✓	—
$\Delta\eta$ of two jets with highest b score in the ℓ_1 - ℓ_2 system frame	—	—	✓
$\Delta\eta$ of two jets with highest b score in the ℓ_1 - ℓ_3 system frame	—	—	✓
$\Delta\phi$ of the two leptons in frame of two most-likely b jets	—	✓	—
$\Delta\phi$ of two jets with highest b score in the dilepton system frame	—	✓	—
Average ΔR among all jets	✓	✓	—
Jet multiplicity	✓	✓	—
p_T^{miss}	✓	✓	—
Azimuthal angle of p_T^{miss}	✓	✓	—
Highest BDT score of jet triplet from t	✓	✓	—
Higgs jet tagger	—	✓	—
Angle of $t\bar{t}$ and H boson in $t\bar{t}H$ -system	—	✓	—
Angle between two t in $t\bar{t}$ -frame	—	✓	—
$\Delta R_{l_3-l_1} = \sqrt{(\eta_{l_3} - \eta_{l_1})^2 + (\phi_{l_3} - \phi_{l_1})^2}$	—	—	✓
$\Delta R_{l_1-l_2} = \sqrt{(\eta_{l_1} - \eta_{l_2})^2 + (\phi_{l_1} - \phi_{l_2})^2}$	—	—	✓
$\Delta R_{l_2-l_3} = \sqrt{(\eta_{l_2} - \eta_{l_3})^2 + (\phi_{l_2} - \phi_{l_3})^2}$	—	—	✓
$\eta_{\text{jet}1} - \eta_{\text{jet}2}$	—	—	✓
$p_T^{\text{jet}1} + p_T^{\text{jet}2} + p_T^{\text{jet}3} + p_T^{\text{miss}}$	—	—	✓
Total number of variables	19	25	16

* $k = 6$ (4) in the $2\ell\text{SS} + 0\tau_h$ ($2\ell\text{SS} + 1\tau_h$ and $3\ell + 0\tau_h$) final state

Table 4. Input features for the three BDTs. A check mark (✓) indicates the variable is used in a given final state, whereas a long dash (—) indicates the variable is not used in that final state.

The systematic uncertainties are modelled as nuisance parameters in a maximum likelihood (ML) fit to set limits on BSM scenarios with modified Higgs couplings using the method described in ref. [102]. The fit is described in detail in section 8. The nuisance parameters are allowed to modify the event yield, accounting also for the migration of events among regions and among different bins in the distributions fitted in each region. Nuisance parameters accounting for the limited amount of simulated events are treated using the *Barlow-Beeston-lite* approach [103].

We consider two categories of nuisance parameters: those that purely affect the yield in a category (*rate uncertainties*) are assigned a log-normal probability density function, whereas those that affect also the shape of the distributions (*shape uncertainties*) are modelled via a polynomial interpolation with a Gaussian constraint and are also allowed to

change the event yields in a category. The correlations between the various experimental uncertainty sources across the three years of data taking are detailed in the text and summarized in table 5. Theoretical uncertainties are treated as correlated between the three years of data taking.

7.1 Experimental uncertainties

The integrated luminosities for the 2016, 2017, and 2018 data-taking years have 1.2–2.5% individual uncertainties [61–63], while the overall uncertainty for the 2016–2018 period is 1.6%. These effects are applied as rate uncertainties.

Uncertainties in the instantaneous luminosity and in the pp inelastic cross section may affect the event yield of the $t\bar{t}H$ and tH signals and of backgrounds obtained from the MC simulation, because different PU conditions may modify the efficiency to pass the event selection criteria. We vary the product of instantaneous luminosity and pp inelastic cross section, referred to as the number of PU interactions, by 5% [104], and propagate the effect to the event yields, obtaining an uncertainty in the yield smaller than 1%.

For the 2016 and 2017 data-taking periods, additional corrections to the ECAL measurements are applied to take into account the inefficiency in the trigger caused by the gradual shift in the timing of the inputs of the ECAL level 1 (L1) trigger in the region at $|\eta| > 2.0$ [105]. Correction factors are computed from data and applied to the acceptance evaluated by simulation. The uncertainty in these corrections is propagated to the final discriminators and taken as a shape uncertainty, uncorrelated across data-taking periods.

The efficiencies of triggers based on the presence of two or three electrons or muons are measured as a function of the lepton multiplicity using samples of $t\bar{t}$ and diboson events that have been recorded using triggers based on p_T^{miss} . The uncertainties on the trigger efficiencies result in uncertainties in the range 1–2%, once propagated to the event yields. For the $2\ell\text{SS}+0\tau_h$ and $2\ell\text{SS}+1\tau_h$ categories, the uncertainty is taken as shape systematics, to account for effects in p_T and η and is correlated across categories. For the $3\ell+0\tau_h$ category, the uncertainty is taken as a flat normalization and treated as uncorrelated with the other two categories. Trigger uncertainties are treated as uncorrelated across years for all categories.

Identification and isolation efficiencies for electrons and muons are estimated as a function of the lepton p_T and η in a dedicated way for the different lepton selections, as detailed in ref. [26], and their uncertainties are propagated to the final results. The total uncertainties in the muon and electron identification and isolation efficiencies are taken as shape uncertainties and are correlated across years, amounting to less than 2%. The uncertainty in the τ_h identification efficiency amounts to about 5%: it is dominated by statistical effects and is therefore treated as uncorrelated across years, p_T bins, and decay modes.

The energy scales of electrons and muons are known with an uncertainty of less than 1% and are neglected in the analysis. The uncertainties associated to the energy scale of τ_h are obtained by varying the corresponding scale factor by its uncertainties, which are lower than 1.1% [85]. The total uncertainty in the τ_h energy scale is taken as a shape uncertainty and is treated as uncorrelated across years.

The uncertainty in the jet energy scale (JES) is measured to an uncertainty of a few percent and propagated to the event yields as shape uncertainties [83]. The uncertainty in the jet energy resolution (JER) is smaller than the effect of the uncertainty in the JES. Since this analysis is moderately sensitive to the JES and JER corrections, eleven independent uncertainty components are considered, grouped by the detector region. Some of these components are correlated across the years and some are not, while all of them are treated as uncorrelated with each other.

Uncertainties in the b tagging efficiencies and mistag rates as function of the jet p_T and η are propagated to the event yields by considering three sources: the impact of the JES uncertainties, the purity in the control sample used to derive the data-to-MC correction factors, and the statistics of the sample used to derive the data-to-MC correction factors [84]. The effect of the uncertainties in the b tagging efficiency and mistag rate is small compared to the statistical uncertainties. The b tagging efficiency uncertainties of statistical origin are uncorrelated across years, while the experimental ones are correlated.

Uncertainties in the p_T^{miss} resolution and response are taken into account by varying the jet energy scale and resolution within their respective uncertainties and recomputing p_T^{miss} and all p_T^{miss} related observables after each variation. The resulting total uncertainty is taken as a shape uncertainty and is treated as correlated across years. An additional uncertainty in p_T^{miss} is obtained by varying the momentum of particle flow candidates according to their resolution.

The procedures used to compute the uncertainties in the misidentified leptons background estimation are detailed in ref. [26]. These uncertainties amount to about 10–20%, depending on the category. An additional uncertainty is added in the $2\ell\text{SS} + 1\tau_h$ region, because not all effects are well encapsulated by the current systematic uncertainties in the estimated τ_h misidentification probability.

The uncertainty in the normalization of the charge flip background, which is present in the $2\ell\text{SS} + 0\tau_h$ and $2\ell\text{SS} + 1\tau_h$ categories, amounts to 30%, coming mainly from electrons.

The uncertainties associated to the misidentified leptons background estimation techniques are treated as uncorrelated across the years.

7.2 Theoretical uncertainties

The signal rates are measured in units of the SM $t\bar{t}H$ and tH production rates: the measurement is therefore affected by uncertainties in the $t\bar{t}H$ and tH cross sections.

The uncertainty in the SM $t\bar{t}H$ (tH) cross section, computed at NLO accuracy, amounts to ${}_{-10.0\%}^{+6.8\%}$ (${}_{-6.8\%}^{+4.2\%}$), of which ${}_{-9.3\%}^{+5.8\%}$ (${}_{-6.7\%}^{+4.1\%}$) are due to missing higher orders and 3.6% arises from uncertainties in the parton distribution function (PDF) and the strong coupling α_s [106].

The uncertainty applied on the normalization of non-SM scenarios is the same as the SM one. The $t\bar{t}H$ process is simulated at LO in this analysis. An uncertainty in the acceptance due to missing higher orders treated as a shape systematic is considered to cover for discrepancies between NLO and LO simulation.

The uncertainties in the branching fraction for the H boson to decay into WW ($\tau\tau$) are taken into account, amounting to 1.54 (1.65)% [53].

Uncertainties in the acceptance that are due to missing higher orders are treated as shape systematics, as they affect the shape of the distribution in the observable used for signal extraction. They are estimated by varying the renormalization (μ_R) and factorization (μ_F) scales between 0.5 and 2 times their default values, with the constraint that $0.5 \leq \mu_F/\mu_R < 2$, as recommended in [107–109]. The effect of uncertainties in the PDFs on these distributions is evaluated as recommended in [110].

All uncertainties associated to theoretical calculations are considered correlated across years.

The extrapolation of the WZ+jets and ZZ+jets background rates from the 3ℓ and 4ℓ -CRs to the SR depends on the heavy-flavour content of WZ+jets and ZZ+jets background events. According to the MC simulation, most of the b jets reconstructed in WZ+jets and ZZ+jets background events arise from the misidentification of light-flavour quark and gluon jets rather than from charm or bottom quarks. We assign an uncertainty of 40 (10)% on WZ+jets and ZZ+jets events with at least (less than) two b-tagged jets, to cover the modelling of the heavy-flavour content in these background events. Besides, in order to account for the differences in the jet multiplicity distribution between data and simulation in the 3ℓ CR described in section 5, we apply a 30% uncertainty on WZ+jets and ZZ+jets events with more than two jets.

The uncertainty in the background arising from production of top quark pairs in association with real or virtual photons amounts to 30% [26]. An uncertainty of 50% is assigned to other rare backgrounds that are modelled using MC simulation [26]. These choices account for the extrapolation from the inclusive phase space to the phase space relevant for this analysis, in particular to events with a high multiplicity of jets and b-tagged jets, as required to pass the event selection criteria.

We make no assumption on the rates of the irreducible WZ+jets, ZZ+jets, $t\bar{t}W$, $t\bar{t}WW$, and $t\bar{t}Z$ backgrounds: the normalization of these backgrounds is determined simultaneously in the ML fit used for the signal extraction, described in section 8. The total normalization for each process is constrained by the dedicated CRs defined in section 5.

The largest impacts on the measurement of the coupling modifiers are due to: the statistical uncertainty of observed data; the uncertainties related to the estimation of the misidentified leptons and flips backgrounds; the uncertainties on the jet reconstruction; the theoretical uncertainties, which affect the yield and the distribution of the discriminating observables for the $t\bar{t}H$ and tH signals as well as for the main irreducible backgrounds, arising from $t\bar{t}W$, $t\bar{t}WW$, and $t\bar{t}Z$, and tZ production; and the uncertainty applied to cover for modelling differences between LO and NLO simulation of the signal.

8 Signal extraction

We perform a ML fit of the distributions of selected observables in the SRs defined for the $2\ell SS + 0\tau_h$, $2\ell SS + 1\tau_h$, and $3\ell + 0\tau_h$ categories as well as the CRs on the 3ℓ and 4ℓ categories. The regions are further separated into subcategories that target different processes by means of DNN-based classifiers, as described in section 5. In the $2\ell SS + 0\tau_h$ category, events are further classified depending on the flavour of the leptons ($ee/e\mu/\mu\mu$),

Uncertainty source	Type	Correlation 2016–2018
Experimental uncertainties		
Trigger efficiency	Norm. / Shape	Uncorrelated
Integrated luminosity	Norm.	Uncorr. / Corr.
b tagging efficiency and mistag rate	Shape	Uncorr. (stat.) / Corr. (exp.)
Pileup reweighting	Shape	Correlated
L1 ECAL trigger inefficiency	Shape	Uncorrelated
Jet energy scale and resolution	Shape	Uncorr. / Corr.
Energy scale of τ_h	Shape	Uncorrelated
Identification and isolation efficiency for e	Shape	Correlated
Identification and isolation efficiency for μ	Shape	Correlated
Identification efficiency for τ_h	Shape	Uncorrelated
Misidentified lepton background rate	Shape	Correlated
Flip background rate	Norm.	Correlated
p_T^{miss} resolution and response	Shape	Correlated
Theoretical uncertainties		
μ_r/μ_f scale	Shape	Correlated
PDF	Norm.	Correlated
$t\bar{t}H$ LO vs. NLO differences	Norm.	Correlated
Branching Ratio	Norm.	Correlated
Extrapolation of the WZ+jets and ZZ+jets	Norm.	Correlated
$t\bar{t}\gamma$ Normalization	Norm.	Correlated
Rare background Normalization	Norm.	Correlated

Table 5. Summary of the uncertainty sources, their type, and their correlations across the three data-taking periods. Trigger efficiency uncertainty is taken as a shape or normalization systematic depending on the channel.

except in the $t\bar{t}H$ node, where no flavour categorization is applied. In the $3\ell + 0\tau_h$ category, the tH and $t\bar{t}H$ nodes are separated according to the number of b-tagged jets. In the node corresponding to the background-dominated region, events are also separated according to the lepton flavours (eee , $ee\mu$, $e\mu\mu$, and $\mu\mu\mu$).

In the three SRs ($2\ell SS + 0\tau_h$, $3\ell + 0\tau_h$, and $2\ell SS + 1\tau_h$), the $t\bar{t}H$ -like categories described above are further split depending on the score of the CP classifiers described in section 6.

The diagram depicted in figure 7 shows the classification described above.

This categorization allowed us to exploit the different kinematic characteristics of the $t\bar{t}H$ process depending on the CP scenario. On the other hand, the dedicated tH node in each of the categories allows us to constrain the normalization of this process which provides sensitivity to the sign of κ_t .

The discriminating observables optimized for $t\bar{t}H$ signal in order to perform the fit are shown in figure 8, showing the agreement between data and our statistical model evaluated at the best-fit point.

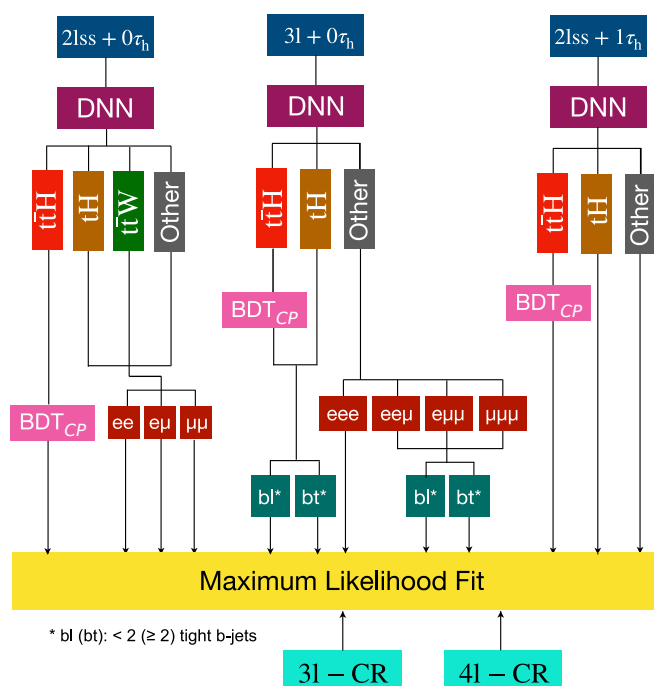


Figure 7. Diagram showing the categorization strategy used for the signal extraction, making use of MVA-based algorithms and topological variables. In addition to the three signal regions (SRs), the ML fit receives input from two control regions (CRs).

8.1 The BSM interpretation

In order to explore BSM scenarios, in particular possible anomalous effects in the H boson couplings to fermions, we use the prescription introduced in section 2 in order to parameterize the amplitude as a function of κ_t and $\tilde{\kappa}_t$. These parameters modify the coupling and therefore the kinematics of tH and tτH processes and their normalization. Moreover, tH is sensitive to interferences of the coupling of the top quark to the W boson, in this signal extraction procedure we keep κ_V fixed to its SM value. Branching fractions of the H boson are also set to their SM values.

8.2 Results

Confidence regions at 68 and 95% CL for the κ_t and $\tilde{\kappa}_t$ couplings are obtained using the strategy explained in this section, applying the asymptotic properties of the likelihood ratio. Figure 9 (left) shows the expected likelihood scan as a function of κ_t and $\tilde{\kappa}_t$. The observed likelihood scan as a function of κ_t and $\tilde{\kappa}_t$ is shown in figure 9 (right): the best fit is compatible with the SM within 68% CL. The non-zero postfit value of $\tilde{\kappa}_t$ is driven by a small excess in the most CP-odd enriched regions of the $2lSS + 0\tau_h$ and $3l + 0\tau_h$ categories.

One-dimensional confidence intervals at 68 and 95% CL are also obtained for κ_t (fixing $\tilde{\kappa}_t$ to its SM value) and for $\tilde{\kappa}_t$ (fixing κ_t to its SM value), as illustrated in table 6.

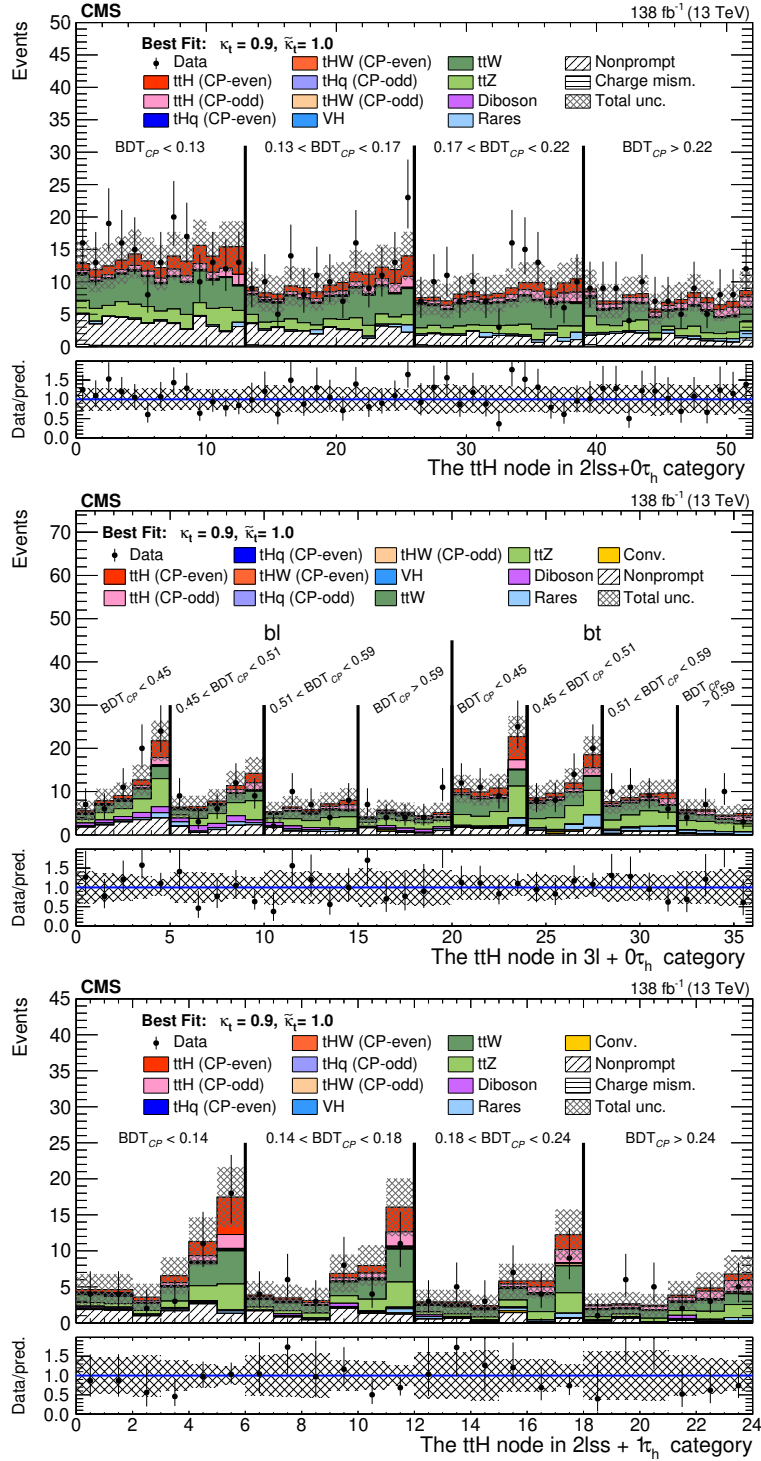


Figure 8. Postfit discriminating distributions used as input to the fit. Events in the $t\bar{t}H$ node are categorized as described in section 8 for the three categories: $2lSS + 0\tau_h$ (top) $3l + 0\tau_h$ (center) and $2lSS + 1\tau_h$ (bottom). For the $2lSS + 1\tau_h$ *bl* (*bt*) denotes events with less than (at least) two b-tagged jets. The $t\bar{t}H$ CP-even (red) and CP-odd (pink) contributions are determined from the fit. The contribution labeled as *Nonprompt* refers to the backgrounds arising from misidentified leptons while the label *Charge mism.* alludes to the backgrounds arising from lepton charge mismeasurement.

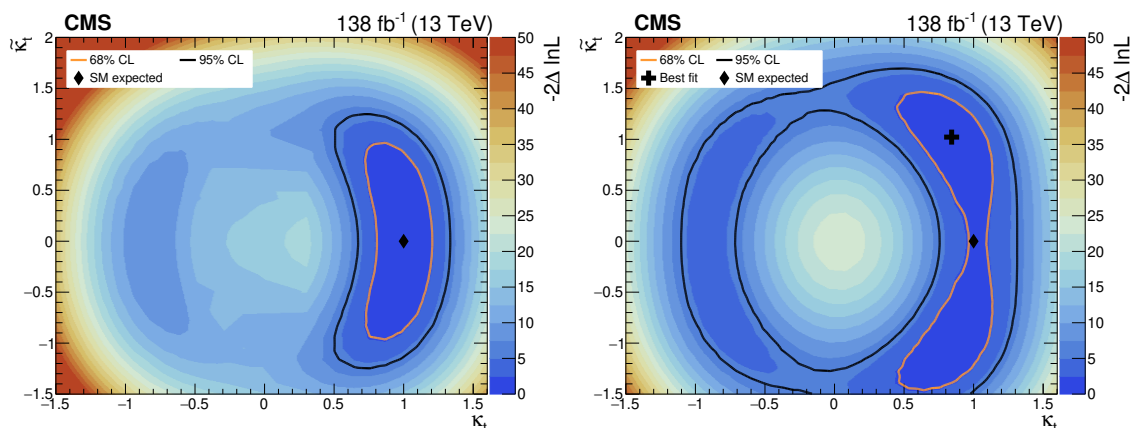


Figure 9. Likelihood scan as a function of κ_t and $\tilde{\kappa}_t$: expected limits (left) and observed limits (right). The black cross shows the best value for κ_t and $\tilde{\kappa}_t$ given by the fit. The black diamond shows the expected SM values for κ_t and $\tilde{\kappa}_t$. Both 68 and 95% CL limits are shown. κ_V and H boson branching fractions are kept to their SM values.

Parameter	68% CL	95% CL
	Expected	
κ_t	(0.87, 1.14)	(0.74, 1.27)
$\tilde{\kappa}_t$	(-0.71, 0.71)	(-1.01, 1.01)
	Observed	
κ_t	(0.89, 1.17)	(-1.09, -0.74) or (0.77, 1.3)
$\tilde{\kappa}_t$	(0.37, 1.16) or (-1.16, -0.37)	(-1.4, 1.4)

Table 6. One-dimensional confidence intervals at 68 and 95% CL for κ_t (fixing $\tilde{\kappa}_t$ to the SM) and $\tilde{\kappa}_t$ (fixing κ_t to the SM). The upper part of the table shows the expected limits while the lower part shows the observed limits.

We also parameterize the $t\bar{t}H$ process with the signal strength multiplier to the SM $t\bar{t}H$ cross section, $\mu_{t\bar{t}H}$, and a parameter $|f_{CP}^{Htt}| = \frac{|\tilde{\kappa}_t|^2}{(|\tilde{\kappa}_t|^2 + |\kappa_t|^2)}$, where the H boson couplings to other particles are constrained to their SM prediction. tH process is scaled with $|f_{CP}^{Htt}|$ and $\mu_{t\bar{t}H}$ in the fit. This parameterization results in a probe for a possible fractional CP -odd contribution, yielding a best fit value of $|f_{CP}^{Htt}| = 0.59$ with an interval of (0.24, 0.81) at 68% CL using multilepton final states only. The result is compatible with the SM CP -even scenario at the 95% CL. The pure CP -odd scenario is excluded with more than two standard deviations.

9 Combined results for CP in $t\bar{t}H$ events

We combine the results described in section 8 for the multilepton decay channel with previously published CMS results on the CP parameters in other $t\bar{t}H$ decay channels, namely the $H \rightarrow \gamma\gamma$ [25] and $H \rightarrow ZZ$ ones [44].

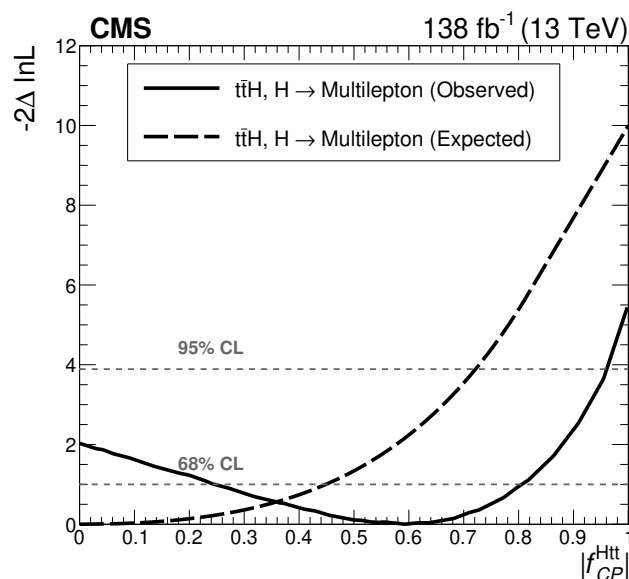


Figure 10. Likelihood scan as a function of $|f_{CP}^{Htt}|$ for multilepton final states. The solid (dashed) line shows the observed (expected) scan.

Uncertainties that are common between the various channels are taken as fully correlated. We detail in section 9.1 the treatment for all systematic uncertainties.

9.1 Systematic uncertainties for the combination of CP measurements

As outlined in section 7 for the multilepton final state, we model systematic uncertainties as nuisance parameters in a ML fit to extract the $t\bar{t}H$ and tH cross section and set limits on BSM scenarios with modified Higgs couplings. The statistical model is described in detail in section 8.

The correlations between the various uncertainty sources across the three years of data taking are detailed in section 7 and summarized in table 5.

The correlations between the various uncertainty sources across the different channels that we combine, as well as the changes in the modelling of some nuisance parameters to accommodate a full combination, proceed as follows:

- Each of the nuisance parameters describing the uncertainty in the integrated luminosity is taken as correlated across decay channels;
- The uncertainties caused by PU effects are taken as correlated across decay channels;
- Uncertainties in the determination of the trigger efficiencies are taken as uncorrelated across decay channels, because the uncertainties come from independent measurements;
- Uncertainties in the identification and isolation for electrons and muons are taken as uncorrelated across the channels. The dominant component in the multilepton

channel is due to the closure of the method, as scale factors are obtained in a DY sample and we need to extrapolate them to the analysis phase space. Hence, the main contribution to the lepton uncertainty comes from a different source in the multilepton channel than in other channels; uncertainties in the identification and energy scale of τ_{1s} are specific to the multilepton channel;

- The uncertainties in the JES, JER, and b tagging efficiency and mistag rate are divided into several uncorrelated components. These uncertainties are taken as correlated across the analyses, except for the JES and JER uncertainties, where they are split in a different number of components and are therefore treated as uncorrelated;
- Uncertainties in the p_T^{miss} resolution and response are taken as correlated across decay channels;
- Uncertainties in the estimation of the background from misidentified leptons and in the normalization of the charge-flip background in the multilepton final state are specific to this channel;
- The theoretical uncertainties in the signal rates, as well as in the rates of any background that is estimated from simulation in all decay channels, are taken as correlated across decay channels;
- The uncertainties in the branching fractions for the H boson are taken as uncorrelated per channel and correlated per decay modes of the H boson;
- Uncertainties in the acceptance that are due to missing higher orders are treated for each process determined from simulation as fully correlated across decay channels;
- Uncertainties in the rate of backgrounds that were determined from analysis-specific CRs are taken as uncorrelated. This includes the contribution of the WZ+jets, ZZ+jets, and $t\bar{t}\gamma$ backgrounds in the multilepton channel;
- The normalization of the irreducible $t\bar{t}W$, $t\bar{t}WW$, and $t\bar{t}Z$ backgrounds is determined simultaneously in the ML fit used for the signal extraction, described in section 8.

9.2 Results for the combination of CP parameters

The combination yields a significant improvement in sensitivity, as shown in figure 11 (left). Confidence regions at 68 and 95% CL for the κ_t and $\tilde{\kappa}_t$ couplings are obtained using the strategy explained in this section. Figure 12 shows the likelihood scan, as a function of κ_t and $\tilde{\kappa}_t$, for the combination of the multilepton, $H \rightarrow ZZ$, and $H \rightarrow \gamma\gamma$ decay modes.

One-dimensional confidence intervals at 68 and 95% CL are also obtained for κ_t (fixing $\tilde{\kappa}_t$ to its SM value) and for $\tilde{\kappa}_t$ (fixing κ_t to its SM value), as listed in table 7.

The likelihood as a function of $|f_{CP}^{\text{H}tt}|$, while profiling $\mu_{t\bar{t}H}$, is shown for the combination of the multilepton, $H \rightarrow ZZ$, and $H \rightarrow \gamma\gamma$ decay modes in figure 11 (right). This parameterization results in a probe for a possible fractional CP -odd contribution, yielding

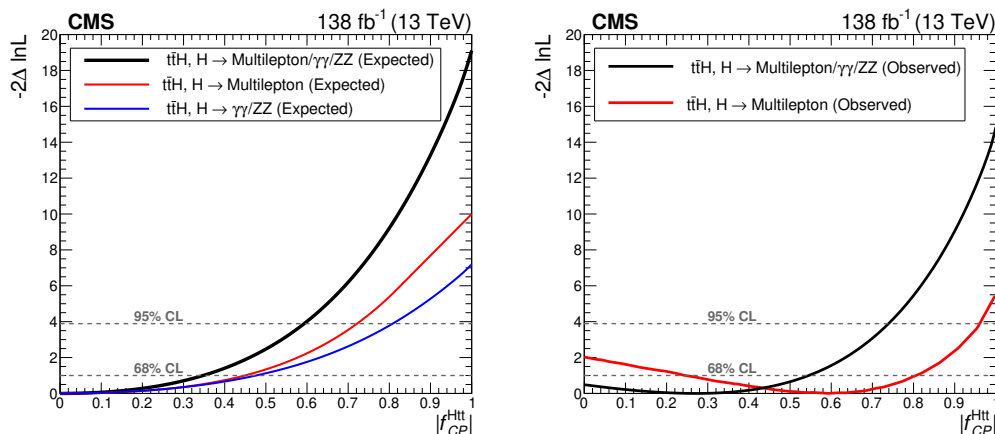


Figure 11. Likelihood scan as a function of $|f_{CP}^{Htt}|$. The left plot shows the expected likelihood scan for multilepton final states, $H \rightarrow \gamma\gamma$, and $H \rightarrow ZZ$ final states, and the combination of multilepton, $H \rightarrow \gamma\gamma$, and $H \rightarrow ZZ$ final states. The right plot shows the observed likelihood scan for multilepton final states and the combination of multilepton, $H \rightarrow \gamma\gamma$, and $H \rightarrow ZZ$ final states.

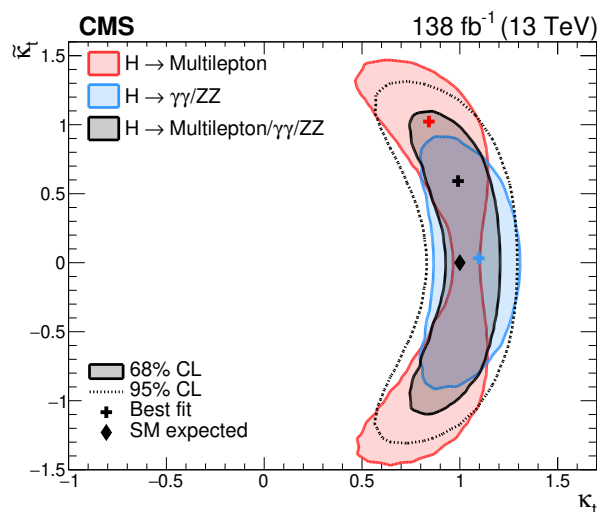


Figure 12. Likelihood scan as a function of κ_t and $\tilde{\kappa}_t$. Two-dimensional confidence intervals at 68% CL are depicted as shaded areas, for multilepton (red), the combination of $H \rightarrow \gamma\gamma$ and $H \rightarrow ZZ$ (blue), and the combination of the three channels (black). The 95% CL for the combination is shown as a dashed line. The best fit for each is shown as a cross of the corresponding colour. The plot is symmetric with respect to the line $\tilde{\kappa}_t=0$, hence there are two points corresponding to the best fit, here we only show one for simplicity. The black diamond shows the SM expected value. The nontrivial correlation between the measurements are the source of the change in the best fit value and shape of the confidence regions. The coupling κ_γ and the H boson branching fractions are kept to their SM values.

Parameter	68% CL	95% CL
κ_t	(0.96, 1.16)	(0.86, 1.26)
$\tilde{\kappa}_t$	(-0.86, 0.85)	(-1.07, 1.07)

Table 7. One-dimensional confidence intervals at 68 and 95% CL for κ_t and $\tilde{\kappa}_t$.

a best fit value of $|f_{CP}^{Htt}| = 0.28$ with an interval of $|f_{CP}^{Htt}| < 0.55$ at 68% CL. The result is compatible with the SM CP -even scenario within 68% CL. In addition, the scenario with $|f_{CP}^{Htt}| = 1$ is excluded with 3.7 standard deviations.

10 Summary

A measurement of the charge-parity (CP) structure of the Yukawa coupling between the Higgs (H) boson and top quarks at tree level, when the H boson is produced in association with one (tH) or two (t \bar{t} H) top quarks, is presented. The measurement is based on data collected in proton-proton collisions at $\sqrt{s} = 13$ TeV by the CMS experiment at the CERN LHC, corresponding to an integrated luminosity of 138 fb $^{-1}$. The analysis targets events where the H boson decays to leptons and the top quark(s) decay either leptonically or hadronically. Separation of CP -even from CP -odd scenarios is achieved by applying machine learning techniques to final states characterized by the presence of at least two leptons. Two-dimensional confidence regions are set on κ_t and $\tilde{\kappa}_t$ which are respectively the CP -even and CP -odd top-Higgs Yukawa coupling modifiers: one-dimensional confidence intervals are also set, constraining κ_t to be within $(-1.09, -0.74)$ or $(0.77, 1.30)$ and $\tilde{\kappa}_t$ to be within $(-1.4, 1.4)$ at 95% confidence level (CL). No significant CP -odd contribution is observed, and the corresponding fraction parameter is determined to be $|f_{CP}^{Htt}| = 0.59$ with an interval of $(0.24, 0.81)$ at 68% CL. The results are combined with previously published analyses covering the $H \rightarrow ZZ$ and $H \rightarrow \gamma\gamma$ decay modes. Two- and one-dimensional confidence regions are set on κ_t and $\tilde{\kappa}_t$, constraining κ_t to be within $(0.86, 1.26)$ and $\tilde{\kappa}_t$ to be within $(-1.07, 1.07)$ at 95% CL. The possibility of a CP -odd contribution is also investigated in the combination, yielding a best fit of $|f_{CP}^{Htt}| = 0.28$ with an interval of $|f_{CP}^{Htt}| < 0.55$ at 68% CL. The results are compatible with predictions for the standard model H boson.

Acknowledgments

We congratulate our colleagues in the CERN accelerator departments for the excellent performance of the LHC and thank the technical and administrative staffs at CERN and at other CMS institutes for their contributions to the success of the CMS effort. In addition, we gratefully acknowledge the computing centres and personnel of the Worldwide LHC Computing Grid and other centres for delivering so effectively the computing infrastructure essential to our analyses. Finally, we acknowledge the enduring support for the construction and operation of the LHC, the CMS detector, and the supporting computing infrastructure provided by the following funding agencies: BMBWF and FWF (Austria); FNRS and FWO (Belgium); CNPq, CAPES, FAPERJ, FAPERGS, and FAPESP (Brazil);

MES and BNSF (Bulgaria); CERN; CAS, MoST, and NSFC (China); MINCIENCIAS (Colombia); MSES and CSF (Croatia); RIF (Cyprus); SENESCYT (Ecuador); MoER, ERC PUT and ERDF (Estonia); Academy of Finland, MEC, and HIP (Finland); CEA and CNRS/IN2P3 (France); BMBF, DFG, and HGF (Germany); GSRI (Greece); NKFIH (Hungary); DAE and DST (India); IPM (Iran); SFI (Ireland); INFN (Italy); MSIP and NRF (Republic of Korea); MES (Latvia); LAS (Lithuania); MOE and UM (Malaysia); BUAP, CINVESTAV, CONACYT, LNS, SEP, and UASLP-FAI (Mexico); MOS (Montenegro); MBIE (New Zealand); PAEC (Pakistan); MES and NSC (Poland); FCT (Portugal); MESTD (Serbia); MCIN/AEI and PCTI (Spain); MOSTR (Sri Lanka); Swiss Funding Agencies (Switzerland); MST (Taipei); MHESI and NSTDA (Thailand); TUBITAK and TENMAK (Turkey); NASU (Ukraine); STFC (United Kingdom); DOE and NSF (USA).

Individuals have received support from the Marie-Curie programme and the European Research Council and Horizon 2020 Grant, contract Nos. 675440, 724704, 752730, 758316, 765710, 824093, 884104, and COST Action CA16108 (European Union); the Leventis Foundation; the Alfred P. Sloan Foundation; the Alexander von Humboldt Foundation; the Belgian Federal Science Policy Office; the Fonds pour la Formation à la Recherche dans l'Industrie et dans l'Agriculture (FRIA-Belgium); the Agentschap voor Innovatie door Wetenschap en Technologie (IWT-Belgium); the F.R.S.-FNRS and FWO (Belgium) under the “Excellence of Science — EOS” — be.h project n. 30820817; the Beijing Municipal Science & Technology Commission, No. Z191100007219010; the Ministry of Education, Youth and Sports (MEYS) of the Czech Republic; the Hellenic Foundation for Research and Innovation (HFRI), Project Number 2288 (Greece); the Deutsche Forschungsgemeinschaft (DFG), under Germany’s Excellence Strategy — EXC 2121 “Quantum Universe” — 390833306, and under project number 400140256 — GRK2497; the Hungarian Academy of Sciences, the New National Excellence Program — ÚNKP, the NKFIH research grants K 124845, K 124850, K 128713, K 128786, K 129058, K 131991, K 133046, K 138136, K 143460, K 143477, 2020-2.2.1-ED-2021-00181, and TKP2021-NKTA-64 (Hungary); the Council of Science and Industrial Research, India; the Latvian Council of Science; the Ministry of Education and Science, project no. 2022/WK/14, and the National Science Center, contracts Opus 2021/41/B/ST2/01369 and 2021/43/B/ST2/01552 (Poland); the Fundação para a Ciência e a Tecnologia, grant CEECIND/01334/2018 (Portugal); the National Priorities Research Program by Qatar National Research Fund; MCIN/AEI/10.13039/501100011033, ERDF “a way of making Europe”, and the Programa Estatal de Fomento de la Investigación Científica y Técnica de Excelencia María de Maeztu, grant MDM-2017-0765 and Programa Severo Ochoa del Principado de Asturias (Spain); the Chulalongkorn Academic into Its 2nd Century Project Advancement Project, and the National Science, Research and Innovation Fund via the Program Management Unit for Human Resources & Institutional Development, Research and Innovation, grant B05F650021 (Thailand); the Kavli Foundation; the Nvidia Corporation; the SuperMicro Corporation; the Welch Foundation, contract C-1845; and the Weston Havens Foundation (USA).

Open Access. This article is distributed under the terms of the Creative Commons Attribution License ([CC-BY 4.0](https://creativecommons.org/licenses/by/4.0/)), which permits any use, distribution and reproduction in any medium, provided the original author(s) and source are credited.

References

- [1] ATLAS collaboration, *Observation of a new particle in the search for the Standard Model Higgs boson with the ATLAS detector at the LHC*, *Phys. Lett. B* **716** (2012) 1 [[arXiv:1207.7214](https://arxiv.org/abs/1207.7214)] [[INSPIRE](#)].
- [2] CMS collaboration, *Observation of a New Boson at a Mass of 125 GeV with the CMS Experiment at the LHC*, *Phys. Lett. B* **716** (2012) 30 [[arXiv:1207.7235](https://arxiv.org/abs/1207.7235)] [[INSPIRE](#)].
- [3] CMS collaboration, *Search for resonances decaying to a pair of Higgs bosons in the $b\bar{b}q\bar{q}'\ell\nu$ final state in proton-proton collisions at $\sqrt{s} = 13$ TeV*, *JHEP* **10** (2019) 125 [[arXiv:1904.04193](https://arxiv.org/abs/1904.04193)] [[INSPIRE](#)].
- [4] CMS collaboration, *Precise determination of the mass of the Higgs boson and tests of compatibility of its couplings with the standard model predictions using proton collisions at 7 and 8 TeV*, *Eur. Phys. J. C* **75** (2015) 212 [[arXiv:1412.8662](https://arxiv.org/abs/1412.8662)] [[INSPIRE](#)].
- [5] CMS collaboration, *Combined measurements of Higgs boson couplings in proton-proton collisions at $\sqrt{s} = 13$ TeV*, *Eur. Phys. J. C* **79** (2019) 421 [[arXiv:1809.10733](https://arxiv.org/abs/1809.10733)] [[INSPIRE](#)].
- [6] CMS collaboration, *A portrait of the Higgs boson by the CMS experiment ten years after the discovery*, *Nature* **607** (2022) 60 [[arXiv:2207.00043](https://arxiv.org/abs/2207.00043)] [[INSPIRE](#)].
- [7] ATLAS collaboration, *A detailed map of Higgs boson interactions by the ATLAS experiment ten years after the discovery*, *Nature* **607** (2022) 52 [Erratum *ibid.* **612** (2022) E24] [[arXiv:2207.00092](https://arxiv.org/abs/2207.00092)] [[INSPIRE](#)].
- [8] CMS collaboration, *Measurement of the top quark mass using proton-proton data at $\sqrt{s} = 7$ and 8 TeV*, *Phys. Rev. D* **93** (2016) 072004 [[arXiv:1509.04044](https://arxiv.org/abs/1509.04044)] [[INSPIRE](#)].
- [9] B.A. Dobrescu and C.T. Hill, *Electroweak symmetry breaking via top condensation seesaw*, *Phys. Rev. Lett.* **81** (1998) 2634 [[hep-ph/9712319](https://arxiv.org/abs/hep-ph/9712319)] [[INSPIRE](#)].
- [10] R.S. Chivukula, B.A. Dobrescu, H. Georgi and C.T. Hill, *Top quark seesaw theory of electroweak symmetry breaking*, *Phys. Rev. D* **59** (1999) 075003 [[hep-ph/9809470](https://arxiv.org/abs/hep-ph/9809470)] [[INSPIRE](#)].
- [11] D. Delepine, J.M. Gerard and R. Gonzalez Felipe, *Is the standard Higgs scalar elementary?*, *Phys. Lett. B* **372** (1996) 271 [[hep-ph/9512339](https://arxiv.org/abs/hep-ph/9512339)] [[INSPIRE](#)].
- [12] CMS collaboration, *Search for the associated production of the Higgs boson with a top-quark pair*, *JHEP* **09** (2014) 087 [Erratum *ibid.* **10** (2014) 106] [[arXiv:1408.1682](https://arxiv.org/abs/1408.1682)] [[INSPIRE](#)].
- [13] ATLAS collaboration, *Search for the Standard Model Higgs boson produced in association with top quarks and decaying into $b\bar{b}$ in pp collisions at $\sqrt{s} = 8$ TeV with the ATLAS detector*, *Eur. Phys. J. C* **75** (2015) 349 [[arXiv:1503.05066](https://arxiv.org/abs/1503.05066)] [[INSPIRE](#)].
- [14] ATLAS collaboration, *Search for the Standard Model Higgs boson decaying into $b\bar{b}$ produced in association with top quarks decaying hadronically in pp collisions at $\sqrt{s} = 8$ TeV with the ATLAS detector*, *JHEP* **05** (2016) 160 [[arXiv:1604.03812](https://arxiv.org/abs/1604.03812)] [[INSPIRE](#)].
- [15] ATLAS collaboration, *Search for the associated production of the Higgs boson with a top quark pair in multilepton final states with the ATLAS detector*, *Phys. Lett. B* **749** (2015) 519 [[arXiv:1506.05988](https://arxiv.org/abs/1506.05988)] [[INSPIRE](#)].

- [16] ATLAS collaboration, *Search for $H \rightarrow \gamma\gamma$ produced in association with top quarks and constraints on the Yukawa coupling between the top quark and the Higgs boson using data taken at 7 TeV and 8 TeV with the ATLAS detector*, *Phys. Lett. B* **740** (2015) 222 [[arXiv:1409.3122](#)] [[INSPIRE](#)].
- [17] CMS collaboration, *Measurements of properties of the Higgs boson decaying into the four-lepton final state in pp collisions at $\sqrt{s} = 13$ TeV*, *JHEP* **11** (2017) 047 [[arXiv:1706.09936](#)] [[INSPIRE](#)].
- [18] ATLAS collaboration, *Evidence for the associated production of the Higgs boson and a top quark pair with the ATLAS detector*, *Phys. Rev. D* **97** (2018) 072003 [[arXiv:1712.08891](#)] [[INSPIRE](#)].
- [19] ATLAS collaboration, *Search for the standard model Higgs boson produced in association with top quarks and decaying into a $b\bar{b}$ pair in pp collisions at $\sqrt{s} = 13$ TeV with the ATLAS detector*, *Phys. Rev. D* **97** (2018) 072016 [[arXiv:1712.08895](#)] [[INSPIRE](#)].
- [20] CMS collaboration, *Evidence for associated production of a Higgs boson with a top quark pair in final states with electrons, muons, and hadronically decaying τ leptons at $\sqrt{s} = 13$ TeV*, *JHEP* **08** (2018) 066 [[arXiv:1803.05485](#)] [[INSPIRE](#)].
- [21] CMS collaboration, *Search for $t\bar{t}H$ production in the all-jet final state in proton-proton collisions at $\sqrt{s} = 13$ TeV*, *JHEP* **06** (2018) 101 [[arXiv:1803.06986](#)] [[INSPIRE](#)].
- [22] CMS collaboration, *Measurements of Higgs boson properties in the diphoton decay channel in proton-proton collisions at $\sqrt{s} = 13$ TeV*, *JHEP* **11** (2018) 185 [[arXiv:1804.02716](#)] [[INSPIRE](#)].
- [23] CMS collaboration, *Search for $t\bar{t}H$ production in the $H \rightarrow b\bar{b}$ decay channel with leptonic $t\bar{t}$ decays in proton-proton collisions at $\sqrt{s} = 13$ TeV*, *JHEP* **03** (2019) 026 [[arXiv:1804.03682](#)] [[INSPIRE](#)].
- [24] ATLAS collaboration, *CP properties of Higgs boson interactions with top quarks in the $t\bar{t}H$ and tH processes using $H \rightarrow \gamma\gamma$ with the ATLAS detector*, *Phys. Rev. Lett.* **125** (2020) 061802 [[arXiv:2004.04545](#)] [[INSPIRE](#)].
- [25] CMS collaboration, *Measurements of $t\bar{t}H$ Production and the CP Structure of the Yukawa Interaction between the Higgs Boson and Top Quark in the Diphoton Decay Channel*, *Phys. Rev. Lett.* **125** (2020) 061801 [[arXiv:2003.10866](#)] [[INSPIRE](#)].
- [26] CMS collaboration, *Measurement of the Higgs boson production rate in association with top quarks in final states with electrons, muons, and hadronically decaying tau leptons at $\sqrt{s} = 13$ TeV*, *Eur. Phys. J. C* **81** (2021) 378 [[arXiv:2011.03652](#)] [[INSPIRE](#)].
- [27] CMS collaboration, *Observation of $t\bar{t}H$ production*, *Phys. Rev. Lett.* **120** (2018) 231801 [[arXiv:1804.02610](#)] [[INSPIRE](#)].
- [28] ATLAS collaboration, *Observation of Higgs boson production in association with a top quark pair at the LHC with the ATLAS detector*, *Phys. Lett. B* **784** (2018) 173 [[arXiv:1806.00425](#)] [[INSPIRE](#)].
- [29] CMS collaboration, *Search for the associated production of a Higgs boson with a single top quark in proton-proton collisions at $\sqrt{s} = 8$ TeV*, *JHEP* **06** (2016) 177 [[arXiv:1509.08159](#)] [[INSPIRE](#)].
- [30] CMS collaboration, *Search for associated production of a Higgs boson and a single top quark in proton-proton collisions at $\sqrt{s} = 13$ TeV*, *Phys. Rev. D* **99** (2019) 092005 [[arXiv:1811.09696](#)] [[INSPIRE](#)].

- [31] CMS collaboration, *Study of the mass and spin-parity of the Higgs boson candidate via its decays to Z boson pairs*, *Phys. Rev. Lett.* **110** (2013) 081803 [[arXiv:1212.6639](#)] [[INSPIRE](#)].
- [32] CMS collaboration, *Measurement of the properties of a Higgs boson in the four-lepton final state*, *Phys. Rev. D* **89** (2014) 092007 [[arXiv:1312.5353](#)] [[INSPIRE](#)].
- [33] CMS collaboration, *Constraints on the spin-parity and anomalous HVV couplings of the Higgs boson in proton collisions at 7 and 8 TeV*, *Phys. Rev. D* **92** (2015) 012004 [[arXiv:1411.3441](#)] [[INSPIRE](#)].
- [34] CMS collaboration, *Limits on the Higgs boson lifetime and width from its decay to four charged leptons*, *Phys. Rev. D* **92** (2015) 072010 [[arXiv:1507.06656](#)] [[INSPIRE](#)].
- [35] CMS collaboration, *Combined search for anomalous pseudoscalar HVV couplings in $VH(H \rightarrow b\bar{b})$ production and $H \rightarrow VV$ decay*, *Phys. Lett. B* **759** (2016) 672 [[arXiv:1602.04305](#)] [[INSPIRE](#)].
- [36] CMS collaboration, *Constraints on anomalous Higgs boson couplings using production and decay information in the four-lepton final state*, *Phys. Lett. B* **775** (2017) 1 [[arXiv:1707.00541](#)] [[INSPIRE](#)].
- [37] CMS collaboration, *Constraints on anomalous HVV couplings from the production of Higgs bosons decaying to τ lepton pairs*, *Phys. Rev. D* **100** (2019) 112002 [[arXiv:1903.06973](#)] [[INSPIRE](#)].
- [38] ATLAS collaboration, *Evidence for the spin-0 nature of the Higgs boson using ATLAS data*, *Phys. Lett. B* **726** (2013) 120 [[arXiv:1307.1432](#)] [[INSPIRE](#)].
- [39] ATLAS collaboration, *Study of the spin and parity of the Higgs boson in diboson decays with the ATLAS detector*, *Eur. Phys. J. C* **75** (2015) 476 [Erratum *ibid.* **76** (2016) 152] [[arXiv:1506.05669](#)] [[INSPIRE](#)].
- [40] ATLAS collaboration, *Test of CP Invariance in vector-boson fusion production of the Higgs boson using the Optimal Observable method in the ditau decay channel with the ATLAS detector*, *Eur. Phys. J. C* **76** (2016) 658 [[arXiv:1602.04516](#)] [[INSPIRE](#)].
- [41] ATLAS collaboration, *Measurement of inclusive and differential cross sections in the $H \rightarrow ZZ^* \rightarrow 4\ell$ decay channel in pp collisions at $\sqrt{s} = 13$ TeV with the ATLAS detector*, *JHEP* **10** (2017) 132 [[arXiv:1708.02810](#)] [[INSPIRE](#)].
- [42] ATLAS collaboration, *Measurement of the Higgs boson coupling properties in the $H \rightarrow ZZ^* \rightarrow 4\ell$ decay channel at $\sqrt{s} = 13$ TeV with the ATLAS detector*, *JHEP* **03** (2018) 095 [[arXiv:1712.02304](#)] [[INSPIRE](#)].
- [43] ATLAS collaboration, *Measurements of Higgs boson properties in the diphoton decay channel with 36 fb^{-1} of pp collision data at $\sqrt{s} = 13$ TeV with the ATLAS detector*, *Phys. Rev. D* **98** (2018) 052005 [[arXiv:1802.04146](#)] [[INSPIRE](#)].
- [44] CMS collaboration, *Constraints on anomalous Higgs boson couplings to vector bosons and fermions in its production and decay using the four-lepton final state*, *Phys. Rev. D* **104** (2021) 052004 [[arXiv:2104.12152](#)] [[INSPIRE](#)].
- [45] CMS collaboration, *Measurements of the Higgs boson width and anomalous HVV couplings from on-shell and off-shell production in the four-lepton final state*, *Phys. Rev. D* **99** (2019) 112003 [[arXiv:1901.00174](#)] [[INSPIRE](#)].
- [46] C. Zhang and S. Willenbrock, *Effective-field-theory approach to top-quark production and decay*, *Phys. Rev. D* **83** (2011) 034006 [[arXiv:1008.3869](#)] [[INSPIRE](#)].

- [47] R. Harnik et al., *Measuring CP violation in $h \rightarrow \tau^+ \tau^-$ at colliders*, *Phys. Rev. D* **88** (2013) 076009 [[arXiv:1308.1094](#)] [[INSPIRE](#)].
- [48] T. Ghosh, R. Godbole and X. Tata, *Determining the spacetime structure of bottom-quark couplings to spin-zero particles*, *Phys. Rev. D* **100** (2019) 015026 [[arXiv:1904.09895](#)] [[INSPIRE](#)].
- [49] A.V. Gritsan, R. Röntsch, M. Schulze and M. Xiao, *Constraining anomalous Higgs boson couplings to the heavy flavor fermions using matrix element techniques*, *Phys. Rev. D* **94** (2016) 055023 [[arXiv:1606.03107](#)] [[INSPIRE](#)].
- [50] CMS collaboration, *Analysis of the CP structure of the Yukawa coupling between the Higgs boson and τ leptons in proton-proton collisions at $\sqrt{s} = 13$ TeV*, *JHEP* **06** (2022) 012 [[arXiv:2110.04836](#)] [[INSPIRE](#)].
- [51] CMS collaboration, *Constraints on anomalous Higgs boson couplings to vector bosons and fermions from the production of Higgs bosons using the $\tau\tau$ final state*, accepted by *Phys. Rev. D*, [arXiv:2205.05120](#) [[INSPIRE](#)].
- [52] ATLAS collaboration, *Constraints on Higgs boson properties using $WW^*(\rightarrow e\nu\mu\nu)jj$ production in 36.1 fb^{-1} of $\sqrt{s} = 13$ TeV pp collisions with the ATLAS detector*, *Eur. Phys. J. C* **82** (2022) 622 [[arXiv:2109.13808](#)] [[INSPIRE](#)].
- [53] LHC HIGGS CROSS SECTION WORKING GROUP collaboration, *Handbook of LHC Higgs Cross Sections: 4. Deciphering the Nature of the Higgs Sector*, [arXiv:1610.07922](#) [[DOI:10.23731/CYRM-2017-002](#)] [[INSPIRE](#)].
- [54] ATLAS and CMS collaborations, *Combined measurement of the Higgs boson mass in pp collisions at $\sqrt{s} = 7$ and 8 TeV with the ATLAS and CMS experiments*, *Phys. Rev. Lett.* **114** (2015) 191803 [[arXiv:1503.07589](#)] [[INSPIRE](#)].
- [55] K. Kondo, *Dynamical likelihood method for reconstruction of events with missing momentum. 1: Method and toy models*, *J. Phys. Soc. Jap.* **57** (1988) 4126 [[INSPIRE](#)].
- [56] K. Kondo, *Dynamical likelihood method for reconstruction of events with missing momentum. 2: Mass spectra for $2 \rightarrow 2$ processes*, *J. Phys. Soc. Jap.* **60** (1991) 836 [[INSPIRE](#)].
- [57] CMS collaboration, *Search for CP violation in $t\bar{t}H$ and tH production in multilepton channels in proton-proton collisions at $\sqrt{s} = 13$ TeV*, <https://www.hepdata.net/record/ins2132369> [[DOI:10.17182/HEPDATA.131043](#)].
- [58] F. Demartin, F. Maltoni, K. Mawatari and M. Zaro, *Higgs production in association with a single top quark at the LHC*, *Eur. Phys. J. C* **75** (2015) 267 [[arXiv:1504.00611](#)] [[INSPIRE](#)].
- [59] CMS collaboration, *The CMS trigger system*, *2017 JINST* **12** P01020 [[arXiv:1609.02366](#)] [[INSPIRE](#)].
- [60] CMS collaboration, *The CMS experiment at the CERN LHC*, *2008 JINST* **3** S08004 [[INSPIRE](#)].
- [61] CMS collaboration, *Precision luminosity measurement in proton-proton collisions at $\sqrt{s} = 13$ TeV in 2015 and 2016 at CMS*, *Eur. Phys. J. C* **81** (2021) 800 [[arXiv:2104.01927](#)] [[INSPIRE](#)].
- [62] CMS collaboration, *CMS luminosity measurement for the 2017 data-taking period at $\sqrt{s} = 13$ TeV*, [CMS-PAS-LUM-17-004](#), CERN, Geneva (2018).
- [63] CMS collaboration, *CMS luminosity measurement for the 2018 data-taking period at $\sqrt{s} = 13$ TeV*, [CMS-PAS-LUM-18-002](#), CERN, Geneva (2019).

- [64] F. Maltoni, G. Ridolfi and M. Ubiali, *b-initiated processes at the LHC: a reappraisal*, *JHEP* **07** (2012) 022 [Erratum *ibid.* **04** (2013) 095] [[arXiv:1203.6393](#)] [[INSPIRE](#)].
- [65] J. Alwall et al., *The automated computation of tree-level and next-to-leading order differential cross sections, and their matching to parton shower simulations*, *JHEP* **07** (2014) 079 [[arXiv:1405.0301](#)] [[INSPIRE](#)].
- [66] J. Alwall et al., *Comparative study of various algorithms for the merging of parton showers and matrix elements in hadronic collisions*, *Eur. Phys. J. C* **53** (2008) 473 [[arXiv:0706.2569](#)] [[INSPIRE](#)].
- [67] P. Artoisenet, R. Frederix, O. Mattelaer and R. Rietkerk, *Automatic spin-entangled decays of heavy resonances in Monte Carlo simulations*, *JHEP* **03** (2013) 015 [[arXiv:1212.3460](#)] [[INSPIRE](#)].
- [68] R. Frederix and S. Frixione, *Merging meets matching in MC@NLO*, *JHEP* **12** (2012) 061 [[arXiv:1209.6215](#)] [[INSPIRE](#)].
- [69] R. Frederix and I. Tsiniikos, *Subleading EW corrections and spin-correlation effects in $t\bar{t}W$ multi-lepton signatures*, *Eur. Phys. J. C* **80** (2020) 803 [[arXiv:2004.09552](#)] [[INSPIRE](#)].
- [70] J.A. Dror, M. Farina, E. Salvioni and J. Serra, *Strong tW Scattering at the LHC*, *JHEP* **01** (2016) 071 [[arXiv:1511.03674](#)] [[INSPIRE](#)].
- [71] P. Nason, *A new method for combining NLO QCD with shower Monte Carlo algorithms*, *JHEP* **11** (2004) 040 [[hep-ph/0409146](#)] [[INSPIRE](#)].
- [72] S. Frixione, P. Nason and C. Oleari, *Matching NLO QCD computations with Parton Shower simulations: the POWHEG method*, *JHEP* **11** (2007) 070 [[arXiv:0709.2092](#)] [[INSPIRE](#)].
- [73] S. Alioli, P. Nason, C. Oleari and E. Re, *A general framework for implementing NLO calculations in shower Monte Carlo programs: the POWHEG BOX*, *JHEP* **06** (2010) 043 [[arXiv:1002.2581](#)] [[INSPIRE](#)].
- [74] T. Sjöstrand et al., *An introduction to PYTHIA 8.2*, *Comput. Phys. Commun.* **191** (2015) 159 [[arXiv:1410.3012](#)] [[INSPIRE](#)].
- [75] CMS collaboration, *Extraction and validation of a new set of CMS PYTHIA8 tunes from underlying-event measurements*, *Eur. Phys. J. C* **80** (2020) 4 [[arXiv:1903.12179](#)] [[INSPIRE](#)].
- [76] CMS collaboration, *Investigations of the impact of the parton shower tuning in Pythia 8 in the modelling of $t\bar{t}$ at $\sqrt{s} = 8$ and 13 TeV*, CMS-PAS-TOP-16-021, CERN, Geneva (2016).
- [77] CMS collaboration, *Event generator tunes obtained from underlying event and multiparton scattering measurements*, *Eur. Phys. J. C* **76** (2016) 155 [[arXiv:1512.00815](#)] [[INSPIRE](#)].
- [78] J.S. Gainer et al., *Exploring theory space with Monte Carlo reweighting*, *JHEP* **10** (2014) 078 [[arXiv:1404.7129](#)] [[INSPIRE](#)].
- [79] O. Mattelaer, *On the maximal use of Monte Carlo samples: re-weighting events at NLO accuracy*, *Eur. Phys. J. C* **76** (2016) 674 [[arXiv:1607.00763](#)] [[INSPIRE](#)].
- [80] GEANT4 collaboration, *GEANT4 — a simulation toolkit*, *Nucl. Instrum. Meth. A* **506** (2003) 250 [[INSPIRE](#)].
- [81] J. Allison et al., *Recent developments in Geant4*, *Nucl. Instrum. Meth. A* **835** (2016) 186 [[INSPIRE](#)].
- [82] CMS collaboration, *Measurements of inclusive W and Z cross sections in pp collisions at $\sqrt{s} = 7$ TeV*, *JHEP* **01** (2011) 080 [[arXiv:1012.2466](#)] [[INSPIRE](#)].

- [83] CMS collaboration, *Jet energy scale and resolution in the CMS experiment in pp collisions at 8 TeV*, 2017 *JINST* **12** P02014 [[arXiv:1607.03663](#)] [[INSPIRE](#)].
- [84] CMS collaboration, *Identification of heavy-flavour jets with the CMS detector in pp collisions at 13 TeV*, 2018 *JINST* **13** P05011 [[arXiv:1712.07158](#)] [[INSPIRE](#)].
- [85] CMS collaboration, *Performance of reconstruction and identification of τ leptons decaying to hadrons and ν_τ in pp collisions at $\sqrt{s} = 13$ TeV*, 2018 *JINST* **13** P10005 [[arXiv:1809.02816](#)] [[INSPIRE](#)].
- [86] CMS collaboration, *Performance of missing transverse momentum reconstruction in proton-proton collisions at $\sqrt{s} = 13$ TeV using the CMS detector*, 2019 *JINST* **14** P07004 [[arXiv:1903.06078](#)] [[INSPIRE](#)].
- [87] F. Demartin et al., *tWH associated production at the LHC*, *Eur. Phys. J. C* **77** (2017) 34 [[arXiv:1607.05862](#)] [[INSPIRE](#)].
- [88] J.M. Campbell, R.K. Ellis and C. Williams, *Vector boson pair production at the LHC*, *JHEP* **07** (2011) 018 [[arXiv:1105.0020](#)] [[INSPIRE](#)].
- [89] CMS collaboration, *Identification of hadronic tau lepton decays using a deep neural network*, 2022 *JINST* **17** P07023 [[arXiv:2201.08458](#)] [[INSPIRE](#)].
- [90] M. Cacciari, G.P. Salam and G. Soyez, *The anti- k_t jet clustering algorithm*, *JHEP* **04** (2008) 063 [[arXiv:0802.1189](#)] [[INSPIRE](#)].
- [91] CMS collaboration, *Particle-flow reconstruction and global event description with the CMS detector*, 2017 *JINST* **12** P10003 [[arXiv:1706.04965](#)] [[INSPIRE](#)].
- [92] M. Cacciari, G.P. Salam and G. Soyez, *The catchment area of jets*, *JHEP* **04** (2008) 005 [[arXiv:0802.1188](#)] [[INSPIRE](#)].
- [93] D. Contardo et al., *Technical Proposal for the Phase-II Upgrade of the CMS Detector*, CERN-LHCC-2015-010 (2015) [[DOI:10.17181/CERN.VU8I.D59J](#)].
- [94] E. Bols et al., *Jet flavour classification using deepjet*, 2020 *JINST* **15** P12012 [[arXiv:2008.10519](#)] [[INSPIRE](#)].
- [95] CMS collaboration, *Performance of the DeepJet b tagging algorithm using 41.9/fb of data from proton-proton collisions at 13 TeV with Phase 1 CMS detector*, CMS-DP-2018-058 (2018).
- [96] T. Hastie, R. Tibshirani and J. Friedman, *The elements of statistical learning*, Springer New York (2009) [[DOI:10.1007/978-0-387-84858-7](#)].
- [97] L. Breiman, J. Friedman, R. Olshen and C. Stone, *Classification and regression trees*, Wadsworth (1984).
- [98] J. Brehmer, K. Cranmer, G. Louppe and J. Pavez, *Constraining effective field theories with machine learning*, *Phys. Rev. Lett.* **121** (2018) 111801 [[arXiv:1805.00013](#)] [[INSPIRE](#)].
- [99] CMS collaboration, *Performance of electron reconstruction and selection with the CMS detector in proton-proton collisions at $\sqrt{s} = 8$ TeV*, 2015 *JINST* **10** P06005 [[arXiv:1502.02701](#)] [[INSPIRE](#)].
- [100] T. Chen and C. Guestrin, *XGBoost: a scalable tree boosting system*, [arXiv:1603.02754](#) [[DOI:10.1145/2939672.2939785](#)] [[INSPIRE](#)].
- [101] F. Demartin et al., *Higgs characterisation at NLO in QCD: CP properties of the top-quark Yukawa interaction*, *Eur. Phys. J. C* **74** (2014) 3065 [[arXiv:1407.5089](#)] [[INSPIRE](#)].
- [102] ATLAS and CMS collaborations, *Procedure for the LHC Higgs boson search combination in Summer 2011*, CMS-NOTE-2011-005, CERN, Geneva (2011).






















- [103] R.J. Barlow and C. Beeston, *Fitting using finite Monte Carlo samples*, *Comput. Phys. Commun.* **77** (1993) 219 [[INSPIRE](#)].
- [104] CMS collaboration, *Measurement of the inelastic proton-proton cross section at $\sqrt{s} = 13$ TeV*, *JHEP* **07** (2018) 161 [[arXiv:1802.02613](#)] [[INSPIRE](#)].
- [105] CMS collaboration, *Performance of the CMS Level-1 trigger in proton-proton collisions at $\sqrt{s} = 13$ TeV*, *2020 JINST* **15** P10017 [[arXiv:2006.10165](#)] [[INSPIRE](#)].
- [106] LHC HIGGS CROSS SECTION WORKING GROUP collaboration, *Handbook of LHC Higgs Cross Sections: 3. Higgs Properties*, [arXiv:1307.1347](#) [[DOI:10.5170/CERN-2013-004](#)] [[INSPIRE](#)].
- [107] M. Cacciari et al., *The $t\bar{t}$ cross-section at 1.8 TeV and 1.96 TeV: a study of the systematics due to parton densities and scale dependence*, *JHEP* **04** (2004) 068 [[hep-ph/0303085](#)] [[INSPIRE](#)].
- [108] S. Catani, D. de Florian, M. Grazzini and P. Nason, *Soft gluon resummation for Higgs boson production at hadron colliders*, *JHEP* **07** (2003) 028 [[hep-ph/0306211](#)] [[INSPIRE](#)].
- [109] R. Frederix et al., *Four-lepton production at hadron colliders: aMC@NLO predictions with theoretical uncertainties*, *JHEP* **02** (2012) 099 [[arXiv:1110.4738](#)] [[INSPIRE](#)].
- [110] J. Butterworth et al., *PDF4LHC recommendations for LHC Run II*, *J. Phys. G* **43** (2016) 023001 [[arXiv:1510.03865](#)] [[INSPIRE](#)].

The CMS collaboration

Yerevan Physics Institute, Yerevan, Armenia

A. Tumasyan ¹














Institut für Hochenergiephysik, Vienna, Austria

W. Adam , J.W. Andrejkovic , T. Bergauer , S. Chatterjee , K. Damanakis ,
M. Dragicevic , A. Escalante Del Valle , P.S. Hussain , M. Jeitler ², N. Krammer ,
L. Lechner , D. Liko , I. Mikulec , P. Paulitsch , F.M. Pitters , J. Schieck ², R. Schöffbeck ,
D. Schwarz , S. Templ , W. Waltenberger , C.-E. Wulz ²

















Universiteit Antwerpen, Antwerpen, Belgium

M.R. Darwish ³, T. Janssen , T. Kello ⁴, H. Rejeb Sfar , P. Van Mechelen 

Vrije Universiteit Brussel, Brussel, Belgium

E.S. Bols , J. D'Hondt , A. De Moor , M. Delcourt , H. El Faham , S. Lowette ,
S. Moortgat , A. Morton , D. Müller , A.R. Sahasransu , S. Tavernier , W. Van Doninck ,
D. Vannerom 


















Université Libre de Bruxelles, Bruxelles, Belgium

B. Clerbaux , G. De Lentdecker , L. Favart , J. Jaramillo , K. Lee ,
M. Mahdavihorrani , I. Makarenko , A. Malara , S. Paredes , L. Pétré , N. Postiau ,
E. Starling , L. Thomas , M. Vanden Bemden , C. Vander Velde , P. Vanlaer 

Ghent University, Ghent, Belgium

D. Dobur , J. Knolle , L. Lambrecht , G. Mestdach , M. Niedziela , C. Rendón , C. Roskas ,
A. Samalan , K. Skovpen , M. Tytgat , N. Van Den Bossche , B. Vermassen , L. Wezenbeek 























Université Catholique de Louvain, Louvain-la-Neuve, Belgium

A. Benecke , G. Bruno , F. Bury , C. Caputo , P. David , C. Delaere , I.S. Donertas ,
A. Giammanco , K. Jaffel , Sa. Jain , V. Lemaitre , K. Mondal , J. Prisciandaro ,
A. Talierecio , T.T. Tran , P. Vischia , S. Wertz 








Centro Brasileiro de Pesquisas Fisicas, Rio de Janeiro, Brazil

G.A. Alves , E. Coelho , C. Hensel , A. Moraes , P. Rebello Teles 

Universidade do Estado do Rio de Janeiro, Rio de Janeiro, Brazil

W.L. Aldá Júnior , M. Alves Gallo Pereira , M. Barroso Ferreira Filho ,
H. Brandao Malbouisson , W. Carvalho , J. Chinellato ⁵, E.M. Da Costa ,
G.G. Da Silveira ⁶, D. De Jesus Damiao , V. Dos Santos Sousa , S. Fonseca De Souza ,
J. Martins ⁷, C. Mora Herrera , K. Mota Amarilo , L. Mundim , H. Nogima ,
A. Santoro , S.M. Silva Do Amaral , A. Sznajder , M. Thiel ,
F. Torres Da Silva De Araujo ⁸, A. Vilela Pereira 

Universidade Estadual Paulista, Universidade Federal do ABC, São Paulo, Brazil

C.A. Bernardes , L. Calligaris , T.R. Fernandez Perez Tomei , E.M. Gregores ,
P.G. Mercadante , S.F. Novaes , Sandra S. Padula 

Institute for Nuclear Research and Nuclear Energy, Bulgarian Academy of Sciences, Sofia, Bulgaria

A. Aleksandrov , G. Antchev , R. Hadjiiska , P. Iaydjiev , M. Misheva , M. Rodozov,
M. Shopova , G. Sultanov 





University of Sofia, Sofia, Bulgaria

A. Dimitrov , T. Ivanov , L. Litov , B. Pavlov , P. Petkov , A. Petrov, E. Shumka 

















Beihang University, Beijing, China

T. Cheng , T. Javaid ⁹, M. Mittal , L. Yuan 











Department of Physics, Tsinghua University, Beijing, China

M. Ahmad , G. Bauer¹⁰, Z. Hu , S. Lezki , K. Yi ^{10,11}

Institute of High Energy Physics, Beijing, China

G.M. Chen ⁹, H.S. Chen ⁹, M. Chen ⁹, F. Iemmi , C.H. Jiang, A. Kapoor , H. Liao ,
Z.-A. Liu ¹², V. Milosevic , F. Monti , R. Sharma , J. Tao , J. Thomas-Wilsker ,
J. Wang , C. Yuan ¹², H. Zhang , J. Zhao 




State Key Laboratory of Nuclear Physics and Technology, Peking University, Beijing, China

A. Agapitos , Y. An , Y. Ban , C. Chen, A. Levin , C. Li , Q. Li , X. Lyu, Y. Mao,
S.J. Qian , X. Sun , D. Wang , J. Xiao , H. Yang

Sun Yat-Sen University, Guangzhou, China

J. Li, M. Lu , Z. You 

Institute of Modern Physics and Key Laboratory of Nuclear Physics and Ion-beam Application (MOE) — Fudan University, Shanghai, China

X. Gao ⁴, D. Leggat, H. Okawa , Y. Zhang 

Zhejiang University, Hangzhou, Zhejiang, China

Z. Lin , C. Lu , M. Xiao 





Universidad de Los Andes, Bogota, Colombia


































C. Avila , D.A. Barbosa Trujillo, A. Cabrera , C. Florez , J. Fraga 

Universidad de Antioquia, Medellin, Colombia






























J. Mejia Guisao , F. Ramirez , M. Rodriguez , J.D. Ruiz Alvarez 

University of Split, Faculty of Electrical Engineering, Mechanical Engineering and Naval Architecture, Split, Croatia












D. Giljanovic , N. Godinovic , D. Lelas , I. Puljak 

University of Split, Faculty of Science, Split, CroatiaZ. Antunovic, M. Kovac , T. Sculac **Institute Rudjer Boskovic, Zagreb, Croatia**V. Brigljevic , B.K. Chitroda , D. Ferencek , D. Majumder , M. Roguljic ,
A. Starodumov ¹³, T. Susa **University of Cyprus, Nicosia, Cyprus**A. Attikis , K. Christoforou , G. Kole , M. Kolosova , S. Konstantinou , J. Mousa ,
C. Nicolaou, F. Ptochos , P.A. Razis , H. Rykaczewski, H. Saka **Charles University, Prague, Czech Republic**M. Finger , M. Finger Jr. , A. Kveton **Escuela Politecnica Nacional, Quito, Ecuador**E. Ayala **Universidad San Francisco de Quito, Quito, Ecuador**E. Carrera Jarrin **Academy of Scientific Research and Technology of the Arab Republic of Egypt, Egyptian Network of High Energy Physics, Cairo, Egypt**H. Abdalla ¹⁴, Y. Assran^{15,16}**Center for High Energy Physics (CHEP-FU), Fayoum University, El-Fayoum, Egypt**M. Abdullah Al-Mashad , M.A. Mahmoud **National Institute of Chemical Physics and Biophysics, Tallinn, Estonia**S. Bhowmik , R.K. Dewanjee , K. Ehataht , M. Kadastik, S. Nandan , C. Nielsen ,
J. Pata , M. Raidal , L. Tani , C. Veelken **Department of Physics, University of Helsinki, Helsinki, Finland**P. Eerola , H. Kirschenmann , K. Osterberg , M. Voutilainen **Helsinki Institute of Physics, Helsinki, Finland**S. Bharthuar , E. Brücken , F. Garcia , J. Havukainen , M.S. Kim , R. Kinnunen,
T. Lampén , K. Lassila-Perini , S. Lehti , T. Lindén , M. Lotti, L. Martikainen ,
M. Myllymäki , J. Ott , M.m. Rantanen , H. Siikonen , E. Tuominen , J. Tuominiemi **Lappeenranta-Lahti University of Technology, Lappeenranta, Finland**P. Luukka , H. Petrow , T. Tuuva**IRFU, CEA, Université Paris-Saclay, Gif-sur-Yvette, France**C. Amendola , M. Besancon , F. Couderc , M. Dejardin , D. Denegri, J.L. Faure, F. Ferri ,
S. Ganjour , P. Gras , G. Hamel de Monchenault , P. Jarry , V. Lohezic , J. Malcles ,
J. Rander, A. Rosowsky , M.Ö. Sahin , A. Savoy-Navarro ¹⁷, P. Simkina , M. Titov 



















Laboratoire Leprince-Ringuet, CNRS/IN2P3, Ecole Polytechnique, Institut Polytechnique de Paris, Palaiseau, France

C. Baldenegro Barrera , F. Beaudette , A. Buchot Perraguin , P. Busson , A. Cappati ,
C. Charlot , F. Damas , O. Davignon , B. Diab , G. Falmagne ,
B.A. Fontana Santos Alves , S. Ghosh , R. Granier de Cassagnac , A. Hakimi ,
B. Harikrishnan , G. Liu , J. Motta , M. Nguyen , C. Ochando , L. Portales ,
J. Rembser , R. Salerno , U. Sarkar , J.B. Sauvan , Y. Sirois , A. Tarabini ,
E. Vernazza , A. Zabi , A. Zghiche 

Université de Strasbourg, CNRS, IPHC UMR 7178, Strasbourg, France

J.-L. Agram ¹⁸, J. Andrea , D. Apparu , D. Bloch , G. Bourgatte , J.-M. Brom ,
E.C. Chabert , C. Collard , D. Darej, U. Goerlach , C. Grimault, A.-C. Le Bihan ,
P. Van Hove 

Institut de Physique des 2 Infinis de Lyon (IP2I), Villeurbanne, France

S. Beauceron , C. Bernet , G. Boudoul , A. Carle, N. Chanon , J. Choi , D. Contardo ,
P. Depasse , C. Dozen ¹⁹, H. El Mamouni, J. Fay , S. Gascon , M. Gouzevitch ,
G. Grenier , B. Ille , I.B. Laktineh, M. Lethuillier , L. Mirabito, S. Perries, V. Sordini ,
L. Torterotot , M. Vander Donckt , P. Verdier , S. Viret
























Georgian Technical University, Tbilisi, Georgia

D. Chokheli , I. Lomidze , Z. Tsamalaidze ¹³










RWTH Aachen University, I. Physikalisches Institut, Aachen, Germany

V. Botta , L. Feld , K. Klein , M. Lipinski , D. Meuser , A. Pauls , N. Röwert ,
M. Teroerde 





























RWTH Aachen University, III. Physikalisches Institut A, Aachen, Germany




































S. Diekmann , A. Dodonova , N. Eich , D. Eliseev , M. Erdmann , P. Fackeldey ,
B. Fischer , T. Hebbeker , K. Hoepfner , F. Ivone , M.y. Lee , L. Mastrolorenzo,
M. Merschmeyer , A. Meyer , S. Mondal , S. Mukherjee , D. Noll , A. Novak ,
F. Nowotny, A. Pozdnyakov , Y. Rath, W. Redjeb , H. Reithler , A. Schmidt , S.C. Schuler,
A. Sharma , L. Vigilante, S. Wiedenbeck , S. Zaleski

RWTH Aachen University, III. Physikalisches Institut B, Aachen, Germany













C. Dziwok , G. Flügge , W. Haj Ahmad ²⁰, O. Hlushchenko, T. Kress , A. Nowack ,
O. Pooth , A. Stahl ²¹, T. Ziemons , A. Zotz 

Deutsches Elektronen-Synchrotron, Hamburg, Germany
































H. Aarup Petersen , M. Aldaya Martin , P. Asmuss, S. Baxter , M. Bayatmakou ,
O. Behnke , A. Bermúdez Martínez , S. Bhattacharya , A.A. Bin Anuar , F. Blekman ²²,
K. Borrás ²³, D. Brunner , A. Campbell , A. Cardini , C. Cheng, F. Colombina,
S. Consuegra Rodríguez , G. Correia Silva , M. De Silva , L. Didukh , G. Eckerlin,
D. Eckstein , L.I. Estevez Banos , O. Filatov , E. Gallo ²², A. Geiser , A. Giraldi ,
G. Greau, A. Grohsjean , V. Guglielmi , M. Guthoff , A. Jafari ²⁴, N.Z. Jomhari 

B. Kaech , A. Kasem ²³, M. Kasemann , H. Kaveh , C. Kleinwort , R. Kogler , M. Komm , D. Krücker , W. Lange, D. Leyva Pernia , K. Lipka , W. Lohmann ²⁵, R. Mankel , I.-A. Melzer-Pellmann , M. Mendizabal Morentin , J. Metwally, A.B. Meyer , G. Milella , M. Mormile , A. Mussgiller , A. Nürnberg , Y. Otariid, D. Pérez Adán , A. Raspereza , B. Ribeiro Lopes , J. Rübenach, A. Saggio , A. Saibel , M. Savitskyi , M. Scham ^{26,23}, V. Scheurer, S. Schnake ²³, P. Schütze , C. Schwanenberger ²², M. Shchedrolosiev , R.E. Sosa Ricardo , D. Stafford, N. Tonon [†], M. Van De Klundert , F. Vazzoler , A. Ventura Barroso , R. Walsh , D. Walter , Q. Wang , Y. Wen , K. Wichmann, L. Wiens ²³, C. Wissing , S. Wuchterl , Y. Yang , A. Zimmermann Castro Santos 

University of Hamburg, Hamburg, Germany

R. Aggleton, A. Albrecht , S. Albrecht , M. Antonello , S. Bein , L. Benato , M. Bonanomi , P. Connor , K. De Leo , M. Eich, K. El Morabit , F. Feindt, A. Fröhlich, C. Garbers , E. Garutti , M. Hajheidari, J. Haller , A. Hinzmann , H.R. Jabusch , G. Kasieczka , R. Klanner , W. Korcari , T. Kramer , V. Kutzner , J. Lange , T. Lange , A. Lobanov , C. Matthies , A. Mehta , L. Moureaux , M. Mrowietz, A. Nigamova , Y. Nissan, A. Paasch , K.J. Pena Rodriguez , M. Rieger , O. Rieger, P. Schleper , M. Schröder , J. Schwandt , H. Stadie , G. Steinbrück , A. Tews, M. Wolf 










Karlsruher Institut fuer Technologie, Karlsruhe, Germany

J. Bechtel , S. Brommer , M. Burkart, E. Butz , R. Caspart , T. Chwalek , A. Dierlamm , A. Droll, N. Faltermann , M. Giffels , J.O. Gosewisch, A. Gottmann , F. Hartmann ²¹, M. Horzela , U. Husemann , P. Keicher, M. Klute , R. Koppenhöfer , S. Maier , S. Mitra , Th. Müller , M. Neukum, G. Quast , K. Rabbertz , J. Rauser, D. Savoie , M. Schnepf, D. Seith, I. Shvetsov , H.J. Simonis , N. Trevisani , R. Ulrich , J. van der Linden , R.F. Von Cube , M. Wassmer , M. Weber , S. Wieland , R. Wolf , S. Wozniewski , S. Wunsch

Institute of Nuclear and Particle Physics (INPP), NCSR Demokritos, Aghia Paraskevi, Greece

G. Anagnostou, P. Assiouras , G. Daskalakis , A. Kyriakis, A. Stakia 








National and Kapodistrian University of Athens, Athens, Greece

M. Diamantopoulou, D. Karasavvas, P. Kontaxakis , A. Manousakis-Katsikakis , A. Panagiotou, I. Papavergou , N. Saoulidou , K. Theofilatos , E. Tziaferi , K. Vellidis , E. Vourliotis , I. Zisopoulos 

National Technical University of Athens, Athens, Greece

G. Bakas , T. Chatzistavrou, K. Kousouris , I. Papakrivopoulos , G. Tsipolitis, A. Zacharopoulou






University of Ioánnina, Ioánnina, Greece

K. Adamidis, I. Bestintzanos, I. Evangelou , C. Foudas, P. Giannelos , C. Kamtsikis, P. Katsoulis, P. Kokkas , P.G. Kosmoglou Kioseoglou , N. Manthos , I. Papadopoulos , J. Strologas 

MTA-ELTE Lendület CMS Particle and Nuclear Physics Group, Eötvös Loránd University, Budapest, Hungary

M. Csanád , K. Farkas , M.M.A. Gadallah ²⁷, S. Lökös ²⁸, P. Major , K. Mandal , G. Pásztor , A.J. Rádl ²⁹, O. Surányi , G.I. Veres 


Wigner Research Centre for Physics, Budapest, Hungary

M. Bartók ³⁰, G. Bencze, C. Hajdu , D. Horvath ^{31,32}, F. Sikler , V. Veszpremi 

Institute of Nuclear Research ATOMKI, Debrecen, Hungary

N. Beni , S. Czellar, D. Fasanella , J. Karancsi ³⁰, J. Molnar, Z. Szillasi, D. Teyssier 


















Institute of Physics, University of Debrecen, Debrecen, Hungary

P. Raics, B. Ujvari ³³











Karoly Robert Campus, MATE Institute of Technology, Gyongyos, Hungary

T. Csorgo ²⁹, F. Nemes ²⁹, T. Novak 











Panjab University, Chandigarh, India

J. Babbar , S. Bansal , S.B. Beri, V. Bhatnagar , G. Chaudhary , S. Chauhan , N. Dhingra ³⁴, R. Gupta, A. Kaur , A. Kaur , H. Kaur , M. Kaur , S. Kumar , P. Kumari , M. Meena , K. Sandeep , T. Sheokand, J.B. Singh ³⁵, A. Singla , A. K. Viridi 














University of Delhi, Delhi, India

A. Ahmed , A. Bhardwaj , B.C. Choudhary , M. Gola, S. Keshri , A. Kumar , M. Naimuddin , P. Priyanka , K. Ranjan , S. Saumya , A. Shah 

Saha Institute of Nuclear Physics, HBNI, Kolkata, India

S. Baradia , S. Barman ³⁶, S. Bhattacharya , D. Bhowmik, S. Dutta , S. Dutta, B. Gomber ³⁷, M. Maity ³⁶, P. Palit , P.K. Rout , G. Saha , B. Sahu , S. Sarkar

Indian Institute of Technology Madras, Madras, India

P.K. Behera , S.C. Behera , P. Kalbhor , J.R. Komaragiri ³⁸, D. Kumar ³⁸, A. Muhammad , L. Panwar ³⁸, R. Pradhan , P.R. Pujahari , A. Sharma , A.K. Sikdar , P.C. Tiwari ³⁸, S. Verma 










Bhabha Atomic Research Centre, Mumbai, India

K. Naskar ³⁹










Tata Institute of Fundamental Research-A, Mumbai, India

T. Aziz, I. Das , S. Dugad, M. Kumar , G.B. Mohanty , P. Suryadevara


Tata Institute of Fundamental Research-B, Mumbai, India

S. Banerjee , R. Chudasama , M. Guchait , S. Karmakar , S. Kumar , G. Majumder , K. Mazumdar , S. Mukherjee , A. Thachayath 




National Institute of Science Education and Research, An OCC of Homi Bhabha National Institute, Bhubaneswar, Odisha, India

S. Bahinipati ⁴⁰, A.K. Das, C. Kar , P. Mal , T. Mishra ,
V.K. Muraleedharan Nair Bindhu ⁴¹, A. Nayak ⁴¹, P. Saha , N. Sur , S.K. Swain,
D. Vats ⁴¹

Indian Institute of Science Education and Research (IISER), Pune, India

A. Alpana , S. Dube , B. Kansal , A. Laha , S. Pandey , A. Rastogi , S. Sharma 

Isfahan University of Technology, Isfahan, Iran

H. Bakhshiansohi ^{42,43}, E. Khazaie ⁴³, M. Zeinali ⁴⁴


































Institute for Research in Fundamental Sciences (IPM), Tehran, Iran

S. Chenarani ⁴⁵, S.M. Etesami , M. Khakzad , M. Mohammadi Najafabadi 





























University College Dublin, Dublin, Ireland

M. Grunewald 

INFN Sezione di Bari^a, Università di Bari^b, Politecnico di Bari^c, Bari, Italy

M. Abbrescia ^{a,b}, R. Aly ^{a,b}, C. Aruta ^{a,b}, A. Colaleo ^a, D. Creanza ^{a,c}, N. De Filippis ^{a,c},
M. De Palma ^{a,b}, A. Di Florio ^{a,b}, W. Elmetenawee ^{a,b}, F. Errico ^{a,b}, L. Fiore ^a,
G. Iaselli ^{a,c}, M. Ince ^{a,b}, G. Maggi ^{a,c}, M. Maggi ^a, I. Margjeka ^{a,b}, V. Mastrapasqua ^{a,b},
S. My ^{a,b}, S. Nuzzo ^{a,b}, A. Pellicchia ^{a,b}, A. Pompili ^{a,b}, G. Pugliese ^{a,c}, R. Radogna ^a,
D. Ramos ^a, A. Ranieri ^a, G. Selvaggi ^{a,b}, L. Silvestris ^a, F.M. Simone ^{a,b}, Ü. Sözbilir ^a,
A. Stamerra ^a, R. Venditti ^a, P. Verwilligen ^a, A. Zaza ^{a,b}

















INFN Sezione di Bologna^a, Università di Bologna^b, Bologna, Italy

G. Abbiendi ^a, C. Battilana ^{a,b}, D. Bonacorsi ^{a,b}, L. Borgonovi ^a, L. Brigliadori ^a,
R. Campanini ^{a,b}, P. Capiluppi ^{a,b}, A. Castro ^{a,b}, F.R. Cavallo ^a, M. Cuffiani ^{a,b},
G.M. Dallavalle ^a, T. Diotallevi ^{a,b}, F. Fabbri ^a, A. Fanfani ^{a,b}, P. Giacomelli ^a,
L. Giommi ^{a,b}, C. Grandi ^a, L. Guiducci ^{a,b}, S. Lo Meo ^{a,46}, L. Lunerti ^{a,b},
S. Marcellini ^a, G. Masetti ^a, F.L. Navarria ^{a,b}, A. Perrotta ^a, F. Primavera ^{a,b},
A.M. Rossi ^{a,b}, T. Rovelli ^{a,b}, G.P. Siroli ^{a,b}

INFN Sezione di Catania^a, Università di Catania^b, Catania, Italy

S. Costa ^{a,b,47}, A. Di Mattia ^a, R. Potenza ^{a,b}, A. Tricomi ^{a,b,47}, C. Tuve ^{a,b}

INFN Sezione di Firenze^a, Università di Firenze^b, Firenze, Italy

G. Barbagli ^a, B. Camaiani ^{a,b}, A. Cassese ^a, R. Ceccarelli ^{a,b}, V. Ciulli ^{a,b}, C. Civinini ^a,
R. D'Alessandro ^{a,b}, E. Focardi ^{a,b}, G. Latino ^{a,b}, P. Lenzi ^{a,b}, M. Lizzo ^{a,b},
M. Meschini ^a, S. Paoletti ^a, R. Seidita ^{a,b}, G. Sguazzoni ^a, L. Viliani ^a
























INFN Laboratori Nazionali di Frascati, Frascati, Italy

L. Benussi , S. Bianco , S. Meola ²¹, D. Piccolo 










INFN Sezione di Genova^a, Università di Genova^b, Genova, Italy

M. Bozzo ^{a,b}, F. Ferro ^a, R. Mulargia ^a, E. Robutti ^a, S. Tosi ^{a,b}
























INFN Sezione di Milano-Bicocca^a, Università di Milano-Bicocca^b, Milano, Italy

A. Benaglia ^a, G. Boldrini ^a, F. Brivio ^{a,b}, F. Cetorelli ^{a,b}, F. De Guio ^{a,b},
M.E. Dinardo ^{a,b}, P. Dini ^a, S. Gennai ^a, A. Ghezzi ^{a,b}, P. Govoni ^{a,b}, L. Guzzi ^{a,b},
M.T. Lucchini ^{a,b}, M. Malberti ^a, S. Malvezzi ^a, A. Massironi ^a, D. Menasce ^a,
L. Moroni ^a, M. Paganoni ^{a,b}, D. Pedrini ^a, B.S. Pinolini ^a, S. Ragazzi ^{a,b}, N. Redaelli ^a,
T. Tabarelli de Fatis ^{a,b}, D. Zuolo ^{a,b}











INFN Sezione di Napoli^a, Università di Napoli 'Federico II'^b, Napoli, Italy; Università della Basilicata^c, Potenza, Italy; Università G. Marconi^d, Roma, Italy

S. Buontempo ^a, F. Carnevali ^{a,b}, N. Cavallo ^{a,c}, A. De Iorio ^{a,b}, F. Fabozzi ^{a,c},
A.O.M. Iorio ^{a,b}, L. Lista ^{a,b,48}, P. Paolucci ^{a,21}, B. Rossi ^a, C. Sciacca ^{a,b}















INFN Sezione di Padova^a, Università di Padova^b, Padova, Italy; Università di Trento^c, Trento, Italy

N. Bacchetta ^{a,49}, M. Biasotto ^{a,50}, D. Bisello ^{a,b}, P. Bortignon ^a, A. Bragagnolo ^{a,b},
R. Carlin ^{a,b}, T. Dorigo ^a, S. Fantinel ^a, F. Fanzago ^a, U. Gasparini ^{a,b}, G. Grosso ^a,
L. Layer ^{a,51}, E. Lusiani ^a, M. Margoni ^{a,b}, A.T. Meneguzzo ^{a,b}, J. Pazzini ^{a,b},
P. Ronchese ^{a,b}, R. Rossin ^{a,b}, F. Simonetto ^{a,b}, G. Strong ^a, M. Tosi ^{a,b}, H. Yarar ^{a,b},
M. Zanetti ^{a,b}, P. Zotto ^{a,b}, A. Zucchetta ^{a,b}, G. Zumerle ^{a,b}


















INFN Sezione di Pavia^a, Università di Pavia^b, Pavia, Italy

C. Aimè ^{a,b}, A. Braghieri ^a, S. Calzaferri ^{a,b}, D. Fiorina ^{a,b}, P. Montagna ^{a,b}, V. Re ^a,
C. Riccardi ^{a,b}, P. Salvini ^a, I. Vai ^a, P. Vitulo ^{a,b}










INFN Sezione di Perugia^a, Università di Perugia^b, Perugia, Italy

P. Asenov ^{a,52}, G.M. Bilei ^a, D. Ciangottini ^{a,b}, L. Fanò ^{a,b}, M. Magherini ^{a,b},
G. Mantovani ^{a,b}, V. Mariani ^{a,b}, M. Menichelli ^a, F. Moscatelli ^{a,52}, A. Piccinelli ^{a,b},
M. Presilla ^{a,b}, A. Rossi ^{a,b}, A. Santocchia ^{a,b}, D. Spiga ^a, T. Tedeschi ^{a,b}

INFN Sezione di Pisa^a, Università di Pisa^b, Scuola Normale Superiore di Pisa^c, Pisa, Italy; Università di Siena^d, Siena, Italy







































P. Azzurri ^a, G. Bagliesi ^a, V. Bertacchi ^{a,c}, R. Bhattacharya ^a, L. Bianchini ^{a,b},
T. Boccali ^a, E. Bossini ^{a,b}, D. Bruschini ^{a,c}, R. Castaldi ^a, M.A. Ciocci ^{a,b},
V. D'Amante ^{a,d}, R. Dell'Orso ^a, M.R. Di Domenico ^{a,d}, S. Donato ^a, A. Giassi ^a,
F. Ligabue ^{a,c}, E. Manca ^{a,c}, G. Mandorli ^{a,c}, D. Matos Figueiredo ^a, A. Messineo ^{a,b},
M. Musich ^{a,b}, F. Palla ^a, S. Parolia ^{a,b}, G. Ramirez-Sanchez ^{a,c}, A. Rizzi ^{a,b},
G. Rolandi ^{a,c}, S. Roy Chowdhury ^{a,c}, T. Sarkar ^{a,36}, A. Scribano ^a, N. Shafiei ^{a,b},
P. Spagnolo ^a, R. Tenchini ^a, G. Tonelli ^{a,b}, N. Turini ^{a,d}, A. Venturi ^a, P.G. Verdini ^a

INFN Sezione di Roma^a, Sapienza Università di Roma^b, Roma, Italy








P. Barria ^a, M. Campana ^{a,b}, F. Cavallari ^a, D. Del Re ^{a,b}, E. Di Marco ^a, M. Diemmoz ^a,
E. Longo ^{a,b}, P. Meridiani ^a, G. Organtini ^{a,b}, F. Pandolfi ^a, R. Paramatti ^{a,b},

C. Quaranta ^{a,b}, S. Rahatlou ^{a,b}, C. Rovelli ^a, F. Santanastasio ^{a,b}, L. Soffi ^a,
R. Tramontano ^{a,b}

INFN Sezione di Torino^a, Università di Torino^b, Torino, Italy; Università del Piemonte Orientale^c, Novara, Italy

N. Amapane ^{a,b}, R. Arcidiacono ^{a,c}, S. Argiro ^{a,b}, M. Arneodo ^{a,c}, N. Bartosik ^a,
R. Bellan ^{a,b}, A. Bellora ^{a,b}, J. Berenguer Antequera ^{a,b}, C. Biino ^a, N. Cartiglia ^a,
M. Costa ^{a,b}, R. Covarelli ^{a,b}, N. Demaria ^a, M. Grippo ^{a,b}, B. Kiani ^{a,b}, F. Legger ^a,
C. Mariotti ^a, S. Maselli ^a, A. Mecca ^{a,b}, E. Migliore ^{a,b}, E. Monteil ^{a,b}, M. Monteno ^a,
M.M. Obertino ^{a,b}, G. Ortona ^a, L. Pacher ^{a,b}, N. Pastrone ^a, M. Pelliccioni ^a,
M. Ruspa ^{a,c}, K. Shchelina ^a, F. Siviero ^{a,b}, V. Sola ^a, A. Solano ^{a,b}, D. Soldi ^{a,b},
A. Staiano ^a, M. Tornago ^{a,b}, D. Trocino ^a, G. Umoret ^{a,b}, A. Vagnerini ^{a,b}

INFN Sezione di Trieste^a, Università di Trieste^b, Trieste, Italy

S. Belforte ^a, V. Candelise ^{a,b}, M. Casarsa ^a, F. Cossutti ^a, A. Da Rold ^{a,b},
G. Della Ricca ^{a,b}, G. Sorrentino ^{a,b}

Kyungpook National University, Daegu, Korea

S. Dogra ^b, C. Huh ^b, B. Kim ^b, D.H. Kim ^b, G.N. Kim ^b, J. Kim, J. Lee ^b, S.W. Lee ^b,
C.S. Moon ^b, Y.D. Oh ^b, S.I. Pak ^b, S. Sekmen ^b, Y.C. Yang ^b




Chonnam National University, Institute for Universe and Elementary Particles, Kwangju, Korea

H. Kim ^b, D.H. Moon ^b

Hanyang University, Seoul, Korea

E. Asilar ^b, T.J. Kim ^b, J. Park ^b


Korea University, Seoul, Korea

S. Cho, S. Choi ^b, S. Han, B. Hong ^b, K. Lee, K.S. Lee ^b, J. Lim, J. Park, S.K. Park, J. Yoo ^b















Kyung Hee University, Department of Physics, Seoul, Korea

J. Goh ^b

Sejong University, Seoul, Korea























H. S. Kim ^b, Y. Kim, S. Lee

Seoul National University, Seoul, Korea

J. Almond, J.H. Bhyun, J. Choi ^b, S. Jeon ^b, W. Jun ^b, J. Kim ^b, J. Kim ^b, J.S. Kim, S. Ko ^b,
H. Kwon ^b, H. Lee ^b, J. Lee ^b, S. Lee, B.H. Oh ^b, M. Oh ^b, S.B. Oh ^b, H. Seo ^b, U.K. Yang,
I. Yoon ^b

University of Seoul, Seoul, Korea






W. Jang ^b, D.Y. Kang, Y. Kang ^b, D. Kim ^b, S. Kim ^b, B. Ko, J.S.H. Lee ^b, Y. Lee ^b,
J.A. Merlin, I.C. Park ^b, Y. Roh, M.S. Ryu ^b, D. Song, I.J. Watson ^b, S. Yang ^b

Yonsei University, Department of Physics, Seoul, KoreaS. Ha , H.D. Yoo **Sungkyunkwan University, Suwon, Korea**M. Choi , H. Lee, Y. Lee , Y. Lee , I. Yu **College of Engineering and Technology, American University of the Middle East (AUM), Dasman, Kuwait**T. Beyrouthy, Y. Maghrbi **Riga Technical University, Riga, Latvia**K. Dreimanis , A. Gaile , A. Potrebko , T. Torims , V. Veckalns **Vilnius University, Vilnius, Lithuania**M. Ambrozus , A. Carvalho Antunes De Oliveira , A. Juodagalvis , A. Rinkevicius ,
G. Tamulaitis **National Centre for Particle Physics, Universiti Malaya, Kuala Lumpur, Malaysia**N. Bin Norjoharuddeen , S.Y. Hoh ⁵³, I. Yusuff ⁵³, Z. Zolkapli**Universidad de Sonora (UNISON), Hermosillo, Mexico**J.F. Benitez , A. Castaneda Hernandez , H.A. Encinas Acosta, L.G. Gallegos Maríñez,
M. León Coello , J.A. Murillo Quijada , A. Sehrawat , L. Valencia Palomo **Centro de Investigacion y de Estudios Avanzados del IPN, Mexico City, Mexico**G. Ayala , H. Castilla-Valdez , I. Heredia-De La Cruz ⁵⁴, R. Lopez-Fernandez ,
C.A. Mondragon Herrera, D.A. Perez Navarro , A. Sánchez Hernández **Universidad Iberoamericana, Mexico City, Mexico**C. Oropeza Barrera , F. Vazquez Valencia **Benemerita Universidad Autonoma de Puebla, Puebla, Mexico**I. Pedraza , H.A. Salazar Ibarguen , C. Uribe Estrada **University of Montenegro, Podgorica, Montenegro**I. Bubanja, J. Mijuskovic⁵⁵, N. Raicevic **National Centre for Physics, Quaid-I-Azam University, Islamabad, Pakistan**A. Ahmad , M.I. Asghar, A. Awais , M.I.M. Awan, M. Gul , H.R. Hoorani , W.A. Khan ,
M. Shoaib , M. Waqas **AGH University of Science and Technology Faculty of Computer Science, Electronics and Telecommunications, Krakow, Poland**V. Avati, L. Grzanka , M. Malawski 



National Centre for Nuclear Research, Swierk, Poland

H. Bialkowska , M. Bluj , B. Boimska , M. Górski , M. Kazana , M. Szeleper ,
P. Zalewski 

Institute of Experimental Physics, Faculty of Physics, University of Warsaw, Warsaw, Poland

K. Bunkowski , K. Doroba , A. Kalinowski , M. Konecki , J. Krolikowski 





























Laboratório de Instrumentação e Física Experimental de Partículas, Lisboa, Portugal

M. Araujo , P. Bargassa , D. Bastos , A. Boletti , P. Faccioli , M. Gallinaro , J. Hollar ,
N. Leonardo , T. Niknejad , M. Pisano , J. Seixas , O. Toldaiev , J. Varela 

VINCA Institute of Nuclear Sciences, University of Belgrade, Belgrade, Serbia

P. Adzic ⁵⁶, M. Dordevic , P. Milenovic , J. Milosevic 













Centro de Investigaciones Energéticas Medioambientales y Tecnológicas (CIEMAT), Madrid, Spain

M. Aguilar-Benitez, J. Alcaraz Maestre , A. Álvarez Fernández , M. Barrio Luna, Cristina F. Bedoya , C.A. Carrillo Montoya , M. Cepeda , M. Cerrada , N. Colino ,
B. De La Cruz , A. Delgado Peris , D. Fernández Del Val , J.P. Fernández Ramos , J. Flix , M.C. Fouz , O. Gonzalez Lopez , S. Goy Lopez , J.M. Hernandez , M.I. Josa ,
J. León Holgado , D. Moran , C. Perez Dengra , A. Pérez-Calero Yzquierdo , J. Puerta Pelayo , I. Redondo , D.D. Redondo Ferrero , L. Romero, S. Sánchez Navas ,
J. Sastre , L. Urda Gómez , J. Vazquez Escobar , C. Willmott


















Universidad Autónoma de Madrid, Madrid, Spain

J.F. de Trocóniz 

Universidad de Oviedo, Instituto Universitario de Ciencias y Tecnologías Espaciales de Asturias (ICTEA), Oviedo, Spain

B. Alvarez Gonzalez , J. Cuevas , J. Fernandez Menendez , S. Folgueras ,
I. Gonzalez Caballero , J.R. González Fernández , E. Palencia Cortezon ,
C. Ramón Álvarez , V. Rodríguez Bouza , A. Soto Rodríguez , A. Trapote ,
C. Vico Villalba 











































































Instituto de Física de Cantabria (IFCA), CSIC-Universidad de Cantabria, Santander, Spain

J.A. Brochero Cifuentes , I.J. Cabrillo , A. Calderon , J. Duarte Campderros ,
M. Fernandez , C. Fernandez Madrazo , A. García Alonso, G. Gomez , C. Lasasa García ,
C. Martinez Rivero , P. Martinez Ruiz del Arbol , F. Matorras , P. Matorras Cuevas ,
J. Piedra Gomez , C. Prieels, A. Ruiz-Jimeno , L. Scodellaro , I. Vila , J.M. Vizan Garcia 

University of Colombo, Colombo, Sri Lanka

M.K. Jayananda , B. Kailasapathy ⁵⁷, D.U.J. Sonnadara , D.D.C. Wickramarathna 






































University of Ruhuna, Department of Physics, Matara, Sri LankaW.G.D. Dharmaratna , K. Liyanage , N. Perera , N. Wickramage **CERN, European Organization for Nuclear Research, Geneva, Switzerland**

D. Abbaneo , J. Alimena , E. Auffray , G. Auzinger , J. Baechler, P. Baillon[†], D. Barney ,
 J. Bendavid , M. Bianco , B. Bilin , A. Bocci , E. Brondolin , C. Caillol ,
 T. Camporesi , G. Cerminara , N. Chernyavskaya , S.S. Chhibra , S. Choudhury,
 M. Cipriani , L. Cristella , D. d'Enterria , A. Dabrowski , A. David , A. De Roeck ,
 M.M. Defranchis , M. Deile , M. Dobson , M. Dünser , N. Dupont, A. Elliott-Peisert,
 F. Fallavollita⁵⁸, A. Florent , L. Forthomme , G. Franzoni , W. Funk , S. Ghosh ,
 S. Giani, D. Gigi, K. Gill , F. Glege , L. Gouskos , E. Govorkova , M. Haranko ,
 J. Hegeman , V. Innocente , T. James , P. Janot , J. Kaspar , J. Kieseler ,
 N. Kratochwil , S. Laurila , P. Lecoq , E. Leutgeb , A. Lintuluoto , C. Lourenço ,
 B. Maier , L. Malgeri , M. Mannelli , A.C. Marini , F. Meijers , S. Mersi , E. Meschi ,
 F. Moortgat , M. Mulders , S. Orfanelli, L. Orsini, F. Pantaleo , E. Perez, M. Peruzzi ,
 A. Petrilli , G. Petrucciani , A. Pfeiffer , M. Pierini , D. Piparo , M. Pitt , H. Qu ,
 T. Quast, D. Rabadý , A. Racz, G. Reales Gutiérrez, M. Rovere , H. Sakulin ,
 J. Salfeld-Nebgen , S. Scarfi , M. Selvaggi , A. Sharma , P. Silva , P. Sphicas ⁵⁹,
 A.G. Stahl Leitner , S. Summers , K. Tatar , V.R. Tavolaro , D. Treille , P. Tropea ,
 A. Tsiros, J. Wanczyk ⁶⁰, K.A. Wozniak , W.D. Zeuner
























Paul Scherrer Institut, Villigen, Switzerland

L. Caminada ⁶¹, A. Ebrahimi , W. Erdmann , R. Horisberger , Q. Ingram ,
 H.C. Kaestli , D. Kotlinski , C. Lange , M. Missiroli ⁶¹, L. Noehte ⁶¹, T. Rohe 

ETH Zurich — Institute for Particle Physics and Astrophysics (IPA), Zurich, Switzerland










T.K. Aarrestad , K. Androsov ⁶⁰, M. Backhaus , P. Berger, A. Calandri , K. Datta ,
 A. De Cosa , G. Dissertori , M. Dittmar, M. Donegà , F. Eble , M. Galli , K. Gedia ,
 F. Glessgen , T.A. Gómez Espinosa , C. Grab , D. Hits , W. Lustermann , A.-M. Lyon ,
 R.A. Manzoni , L. Marchese , C. Martin Perez , A. Mascellani ⁶⁰, M.T. Meinhard ,
 F. Nessi-Tedaldi , J. Niedziela , F. Pauss , V. Perovic , S. Pigazzini , M.G. Ratti ,
 M. Reichmann , C. Reissel , T. Reitenspiess , B. Ristic , F. Riti , D. Ruini,
 D.A. Sanz Becerra , J. Steggemann ⁶⁰, D. Valsecchi ²¹, R. Wallny 

Universität Zürich, Zurich, Switzerland

C. AMSLER ⁶², P. Bärtschi , C. Botta , D. Brzhechko, M.F. Canelli , K. Cormier ,
 A. De Wit , R. Del Burgo, J.K. Heikkilä , M. Huwiler , W. Jin , A. Jofrehei ,
 B. Kilminster , S. Leontsinis , S.P. Liechti , A. Macchiolo , P. Meiring , V.M. Mikuni ,
 U. Molinatti , I. Neutelings , A. Reimers , P. Robmann, S. Sanchez Cruz , K. Schweiger ,
 M. Senger , Y. Takahashi 

National Central University, Chung-Li, TaiwanC. Adloff⁶³, C.M. Kuo, W. Lin, S.S. Yu 

National Taiwan University (NTU), Taipei, Taiwan

L. Ceard, Y. Chao , K.F. Chen , P.s. Chen, H. Cheng , W.-S. Hou , Y.y. Li , R.-S. Lu ,
E. Paganis , A. Psallidas, A. Steen , H.y. Wu, E. Yazgan , P.r. Yu

Chulalongkorn University, Faculty of Science, Department of Physics, Bangkok, Thailand

C. Asawatangtrakuldee , N. Srimanobhas 





Çukurova University, Physics Department, Science and Art Faculty, Adana, Turkey

D. Agyel , F. Boran , Z.S. Demiroglu , F. Dolek , I. Dumanoglu ⁶⁴, E. Eskut ,
Y. Guler ⁶⁵, E. Gurpinar Guler ⁶⁵, C. Isik , O. Kara, A. Kayis Topaksu , U. Kiminsu ,
G. Onengut , K. Ozdemir ⁶⁶, A. Polatoz , A.E. Simsek , B. Tali ⁶⁷, U.G. Tok ,
S. Turkcapar , E. Uslan , I.S. Zorbakir 

Middle East Technical University, Physics Department, Ankara, Turkey

G. Karapinar, K. Ocalan ⁶⁸, M. Yalvac ⁶⁹

Bogazici University, Istanbul, Turkey

B. Akgun , I.O. Atakisi , E. Gülmez , M. Kaya ⁷⁰, O. Kaya ⁷¹, Ö. Özçelik , S. Tekten ⁷²


Istanbul Technical University, Istanbul, Turkey

A. Cakir , K. Cankocak ⁶⁴, Y. Komurcu , S. Sen ⁷³

Istanbul University, Istanbul, Turkey

O. Aydılek , S. Cerci ⁶⁷, B. Hacisahinoglu , I. Hos ⁷⁴, B. Isildak ⁷⁵, B. Kaynak ,
S. Ozkorucuklu , C. Simsek , D. Sunar Cerci ⁶⁷
















Institute for Scintillation Materials of National Academy of Science of Ukraine, Kharkiv, Ukraine

B. Grynyov 











National Science Centre, Kharkiv Institute of Physics and Technology, Kharkiv, Ukraine

L. Levchuk 

University of Bristol, Bristol, United Kingdom



































D. Anthony , E. Bhal , J.J. Brooke , A. Bundock , E. Clement , D. Cussans ,
H. Flacher , M. Glowacki, J. Goldstein , G.P. Heath, H.F. Heath , L. Kreczko ,
B. Krikler , S. Paramesvaran , S. Seif El Nasr-Storey, V.J. Smith , N. Stylianou ⁷⁶,
K. Walkingshaw Pass, R. White 

Rutherford Appleton Laboratory, Didcot, United Kingdom

A.H. Ball, K.W. Bell , A. Belyaev ⁷⁷, C. Brew , R.M. Brown , D.J.A. Cockerill ,
C. Cooke , K.V. Ellis, K. Harder , S. Harper , M.-L. Holmberg ⁷⁸, J. Linacre 

K. Manolopoulos, D.M. Newbold , E. Olaiya, D. Petyt , T. Reis , G. Salvi , T. Schuh, C.H. Shepherd-Themistocleous , I.R. Tomalin , T. Williams 











Imperial College, London, United Kingdom

R. Bainbridge , P. Bloch , S. Bonomally, J. Borg , S. Breeze, C.E. Brown , O. Buchmuller, V. Cacchio, V. Cepaitis , G.S. Chahal ⁷⁹, D. Colling , J.S. Dancu, P. Dauncey , G. Davies , J. Davies, M. Della Negra , S. Fayer, G. Fedi , G. Hall , M.H. Hassanshahi , A. Howard, G. Iles , J. Langford , L. Lyons , A.-M. Magnan , S. Malik, A. Martelli , M. Mieskolainen , D.G. Monk , J. Nash ⁸⁰, M. Pesaresi, B.C. Radburn-Smith , D.M. Raymond, A. Richards, A. Rose , E. Scott , C. Seez , A. Shtipliyski, R. Shukla , A. Tapper , K. Uchida , G.P. Uttley , L.H. Vage, T. Virdee ²¹, M. Vojinovic , N. Wardle , S.N. Webb , D. Winterbottom 





Brunel University, Uxbridge, United Kingdom

K. Coldham, J.E. Cole , A. Khan, P. Kyberd , I.D. Reid 

Baylor University, Waco, Texas, USA

S. Abdullin , A. Brinkerhoff , B. Caraway , J. Dittmann , K. Hatakeyama , A.R. Kanuganti , B. McMaster , M. Saunders , S. Sawant , C. Sutantawibul , J. Wilson 

















Catholic University of America, Washington, DC, USA

R. Bartek , A. Dominguez , R. Uniyal , A.M. Vargas Hernandez 



















The University of Alabama, Tuscaloosa, Alabama, USA

A. Buccilli , S.I. Cooper , D. Di Croce , S.V. Gleyzer , C. Henderson , C.U. Perez , P. Rumerio ⁸¹, C. West 



















Boston University, Boston, Massachusetts, USA

A. Akpınar , A. Albert , D. Arcaro , C. Cosby , Z. Demiragli , C. Erice , E. Fontanesi , D. Gastler , S. May , J. Rohlf , K. Salyer , D. Sperka , D. Spitzbart , I. Suarez , A. Tsatsos , S. Yuan 


Brown University, Providence, Rhode Island, USA

G. Benelli , B. Burkle , X. Coubez²³, D. Cutts , M. Hadley , U. Heintz , J.M. Hogan ⁸², T. Kwon , G. Landsberg , K.T. Lau , D. Li , J. Luo , M. Narain , N. Pervan , S. Sagir ⁸³, F. Simpson , E. Usai , W.Y. Wong, X. Yan , D. Yu , W. Zhang





University of California, Davis, Davis, California, USA

J. Bonilla , C. Brainerd , R. Breedon , M. Calderon De La Barca Sanchez , M. Chertok , J. Conway , P.T. Cox , R. Erbacher , G. Haza , F. Jensen , O. Kukral , G. Mocellin , M. Mulhearn , D. Pellett , B. Regnery , D. Taylor , Y. Yao , F. Zhang 























University of California, Los Angeles, California, USA

M. Bachtis , R. Cousins , A. Datta , D. Hamilton , J. Hauser , M. Ignatenko , M.A. Iqbal , T. Lam , W.A. Nash , S. Regnard , D. Saltzberg , B. Stone , V. Valuev 





















University of California, Riverside, Riverside, California, USA

Y. Chen, R. Clare , J.W. Gary , M. Gordon, G. Hanson , G. Karapostoli , O.R. Long ,
N. Manganeli , W. Si , S. Wimpenny 

University of California, San Diego, La Jolla, California, USA

J.G. Branson , P. Chang , S. Cittolin , S. Cooperstein , D. Diaz , J. Duarte ,
R. Gerosa , L. Giannini , J. Guiang , R. Kansal , V. Krutelyov , R. Lee , J. Letts ,
M. Masciovecchio , F. Mokhtar , M. Pieri , B.V. Sathia Narayanan , V. Sharma ,
M. Tadel , F. Würthwein , Y. Xiang , A. Yagil 



University of California, Santa Barbara — Department of Physics, Santa Barbara, California, USA

N. Amin, C. Campagnari , M. Citron , G. Collura , A. Dorsett , V. Dutta ,
J. Incandela , M. Kilpatrick , J. Kim , A.J. Li , B. Marsh, P. Masterson , H. Mei ,
M. Oshiro , M. Quinnan , J. Richman , U. Sarica , R. Schmitz , F. Setti , J. Sheplock ,
P. Siddireddy, D. Stuart , S. Wang 













California Institute of Technology, Pasadena, California, USA

A. Bornheim , O. Cerri, I. Dutta , J.M. Lawhorn , N. Lu , J. Mao , H.B. Newman ,
T. Q. Nguyen , M. Spiropulu , J.R. Vlimant , C. Wang , S. Xie , R.Y. Zhu 


















Carnegie Mellon University, Pittsburgh, Pennsylvania, USA

J. Alison , S. An , M.B. Andrews , P. Bryant , T. Ferguson , A. Harilal , C. Liu ,
T. Mudholkar , S. Murthy , M. Paulini , A. Roberts , A. Sanchez , W. Terrill 























































University of Colorado Boulder, Boulder, Colorado, USA















J.P. Cumalat , W.T. Ford , A. Hassani , G. Karathanasis , E. MacDonald, F. Marini ,
R. Patel, A. Perloff , C. Savard , N. Schonbeck , K. Stenson , K.A. Ulmer ,
S.R. Wagner , N. Zipper 

Cornell University, Ithaca, New York, USA



















J. Alexander , S. Bright-Thonney , X. Chen , D.J. Cranshaw , J. Fan , X. Fan ,
D. Gadkari , S. Hogan , J. Monroy , J.R. Patterson , D. Quach , J. Reichert , M. Reid ,
A. Ryd , J. Thom , P. Wittich , R. Zou 

Fermi National Accelerator Laboratory, Batavia, Illinois, USA









M. Albrow , M. Alyari , G. Apollinari , A. Apresyan , L.A.T. Bauerdick , D. Berry ,
J. Berryhill , P.C. Bhat , K. Burkett , J.N. Butler , A. Canepa , G.B. Cerati ,
H.W.K. Cheung , F. Chlebana , K.F. Di Petrillo , J. Dickinson , V.D. Elvira , Y. Feng ,
J. Freeman , A. Gandrakota , Z. Gece , L. Gray , D. Green, S. Grünendahl ,
O. Gutsche , R.M. Harris , R. Heller , T.C. Herwig , J. Hirschauer , L. Horyn ,
B. Jayatilaka , S. Jindariani , M. Johnson , U. Joshi , T. Klijsma , B. Klima ,
K.H.M. Kwok , S. Lammel , D. Lincoln , R. Lipton , T. Liu , C. Madrid ,
K. Maeshima , C. Mantilla , D. Mason , P. McBride , P. Merkel , S. Mrenna , S. Nahn ,
J. Ngadiuba , V. Papadimitriou , N. Pastika , K. Pedro , C. Pena ⁸⁴, F. Ravera 

A. Reinsvold Hall ⁸⁵, L. Ristori , E. Sexton-Kennedy , N. Smith , A. Soha , L. Spiegel ,
J. Strait , L. Taylor , S. Tkaczyk , N.V. Tran , L. Uplegger , E.W. Vaandering ,
H.A. Weber , I. Zoi 

University of Florida, Gainesville, Florida, USA

P. Avery , D. Bourilkov , L. Cadamuro , V. Cherepanov , R.D. Field, D. Guerrero ,
M. Kim, E. Koenig , J. Konigsberg , A. Korytov , K.H. Lo, K. Matchev , N. Menendez ,
G. Mitselmakher , A. Muthirakalayil Madhu , N. Rawal , D. Rosenzweig , S. Rosenzweig ,
K. Shi , J. Wang , Z. Wu 



















Florida State University, Tallahassee, Florida, USA

T. Adams , A. Askew , R. Habibullah , V. Hagopian , R. Khurana, T. Kolberg ,
G. Martinez, H. Prosper , C. Schiber, O. Viazlo , R. Yohay , J. Zhang













Florida Institute of Technology, Melbourne, Florida, USA

M.M. Baarmand , S. Butalla , T. Elkafrawy ⁸⁶, M. Hohlmann , R. Kumar Verma ,
D. Noonan , M. Rahmani, F. Yumiceva 

University of Illinois at Chicago (UIC), Chicago, Illinois, USA

M.R. Adams , H. Becerril Gonzalez , R. Cavanaugh , S. Dittmer , O. Evdokimov ,
C.E. Gerber , D.J. Hofman , D. S. Lemos , A.H. Merrit , C. Mills , G. Oh , T. Roy ,
S. Rudrabhatla , M.B. Tonjes , N. Varelas , X. Wang , Z. Ye , J. Yoo 


























The University of Iowa, Iowa City, Iowa, USA

M. Alhusseini , K. Dilsiz ⁸⁷, L. Emediato , R.P. Gandrajula , G. Karaman ,
O.K. Köseyan , J.-P. Merlo, A. Mestvirishvili ⁸⁸, J. Nachtman , O. Neogi, H. Ogul ⁸⁹,
Y. Onel , A. Penzo , C. Snyder, E. Tiras ⁹⁰








Johns Hopkins University, Baltimore, Maryland, USA

O. Amram , B. Blumenfeld , L. Corcodilos , J. Davis , A.V. Gritsan , L. Kang ,
S. Kyriacou , P. Maksimovic , J. Roskes , S. Sekhar , M. Swartz , T.Á. Vámi 

The University of Kansas, Lawrence, Kansas, USA

A. Abreu , L.F. Alcerro Alcerro , J. Anguiano , P. Baringer , A. Bean , Z. Flowers ,
T. Isidori , S. Khalil , J. King , G. Krintiras , M. Lazarovits , C. Le Mahieu , C. Lindsey,
J. Marquez , N. Minafra , M. Murray , M. Nickel , C. Rogan , C. Royon , R. Salvatico ,
S. Sanders , E. Schmitz , C. Smith , Q. Wang , J. Williams , G. Wilson 



















Kansas State University, Manhattan, Kansas, USA

B. Allmond , S. Duric, R. Gujju Gurunadha , A. Ivanov , K. Kaadze , D. Kim,
Y. Maravin , T. Mitchell, A. Modak, K. Nam, J. Natoli , D. Roy 






















Lawrence Livermore National Laboratory, Livermore, California, USA

F. Rebassoo , D. Wright 

















University of Maryland, College Park, Maryland, USA

E. Adams , A. Baden , O. Baron, A. Belloni , A. Bethani , S.C. Eno , N.J. Hadley ,
S. Jabeen , R.G. Kellogg , T. Koeth , Y. Lai , S. Lascio , A.C. Mignerey , S. Nabili ,
C. Palmer , C. Papageorgakis , M. Seidel , L. Wang , K. Wong 

Massachusetts Institute of Technology, Cambridge, Massachusetts, USA

D. Abercrombie, R. Bi, W. Busza , I.A. Cali , Y. Chen , M. D'Alfonso , J. Eysermans ,
C. Freer , G. Gomez-Ceballos , M. Goncharov, P. Harris, M. Hu , D. Kovalskyi ,
J. Krupa , Y.-J. Lee , K. Long , C. Mironov , C. Paus , D. Rankin , C. Roland ,
G. Roland , Z. Shi , G.S.F. Stephans , J. Wang, Z. Wang , B. Wyslouch 













University of Minnesota, Minneapolis, Minnesota, USA

R.M. Chatterjee, B. Crossman , A. Evans , J. Hiltbrand , Sh. Jain , B.M. Joshi ,
C. Kapsiak , M. Krohn , Y. Kubota , D. Mahon , J. Mans , M. Revering , R. Rusack ,
R. Saradhy , N. Schroeder , N. Strobbe , M.A. Wadud 












University of Mississippi, Oxford, Mississippi, USA

L.M. Cremaldi 




















University of Nebraska-Lincoln, Lincoln, Nebraska, USA

K. Bloom , M. Bryson, D.R. Claes , C. Fangmeier , L. Finco , F. Golf , C. Joo ,
I. Kravchenko , I. Reed , J.E. Siado , G.R. Snow[†], W. Tabb , A. Wightman , F. Yan ,
A.G. Zecchinelli 

State University of New York at Buffalo, Buffalo, New York, USA

G. Agarwal , H. Bandyopadhyay , L. Hay , I. Iashvili , A. Kharchilava , C. McLean ,
M. Morris , D. Nguyen , J. Pekkanen , S. Rappoccio , A. Williams 























Northeastern University, Boston, Massachusetts, USA

G. Alverson , E. Barberis , Y. Haddad , Y. Han , A. Krishna , J. Li , J. Lidrych ,
G. Madigan , B. Marzocchi , D.M. Morse , V. Nguyen , T. Orimoto , A. Parker ,
L. Skinnari , A. Tishelman-Charny , T. Wamorkar , B. Wang , A. Wisecarver , D. Wood 









Northwestern University, Evanston, Illinois, USA

S. Bhattacharya , J. Bueghly, Z. Chen , A. Gilbert , T. Gunter , K.A. Hahn , Y. Liu ,
N. Odell , M.H. Schmitt , M. Velasco




















University of Notre Dame, Notre Dame, Indiana, USA

R. Band , R. Bucci, S. Castells , M. Cremonesi, A. Das , R. Goldouzian , M. Hildreth ,
K. Hurtado Anampa , C. Jessop , K. Lannon , J. Lawrence , N. Loukas , L. Lutton ,
J. Mariano, N. Marinelli, I. Mcalister, T. McCauley , C. Mcgrady , K. Mohrman ,
C. Moore , Y. Musienko ¹³, H. Nelson , R. Ruchti , A. Townsend , M. Wayne ,
H. Yockey, M. Zarucki , L. Zygala 

The Ohio State University, Columbus, Ohio, USA

B. Bylsma, M. Carrigan , L.S. Durkin , B. Francis , C. Hill , A. Lesauvage ,
M. Nunez Ornelas , K. Wei, B.L. Winer , B. R. Yates 




















Princeton University, Princeton, New Jersey, USA

F.M. Addesa , B. Bonham , P. Das , G. Dezoort , P. Elmer , A. Frankenthal ,
B. Greenberg , N. Haubrich , S. Higginbotham , A. Kalogeropoulos , G. Kopp , S. Kwan ,
D. Lange , D. Marlow , K. Mei , I. Ojalvo , J. Olsen , D. Stickland , C. Tully 



University of Puerto Rico, Mayaguez, Puerto Rico, USA

S. Malik , S. Norberg

















Purdue University, West Lafayette, Indiana, USA

A.S. Bakshi , V.E. Barnes , R. Chawla , S. Das , L. Gutay, M. Jones , A.W. Jung ,
D. Kondratyev , A.M. Koshy, M. Liu , G. Negro , N. Neumeister , G. Paspalaki ,
S. Piperov , A. Purohit , J.F. Schulte , M. Stojanovic , J. Thieman , F. Wang ,
R. Xiao , W. Xie 












Purdue University Northwest, Hammond, Indiana, USA

J. Dolen , N. Parashar 

Rice University, Houston, Texas, USA

D. Acosta , A. Baty , T. Carnahan , M. Decaro, S. Dildick , K.M. Ecklund ,
P.J. Fernández Manteca , S. Freed, P. Gardner, F.J.M. Geurts , A. Kumar , W. Li ,
B.P. Padley , R. Redjimi, J. Rotter , W. Shi , S. Yang , E. Yigitbasi , L. Zhang⁹¹,
Y. Zhang , X. Zuo 















University of Rochester, Rochester, New York, USA

A. Bodek , P. de Barbaro , R. Demina , J.L. Dulemba , C. Fallon, T. Ferbel , M. Galanti,
A. Garcia-Bellido , O. Hindrichs , A. Khukhunaishvili , E. Ranken , R. Taus ,
G.P. Van Onsem 

The Rockefeller University, New York, New York, USA

K. Goulianos 














Rutgers, The State University of New Jersey, Piscataway, New Jersey, USA

B. Chiarito, J.P. Chou , Y. Gershtein , E. Halkiadakis , A. Hart , M. Heindl ,
O. Karacheban ²⁵, I. Laflotte , A. Lath , R. Montalvo, K. Nash, M. Osherson , S. Salur ,
S. Schnetzer, S. Somalwar , R. Stone , S.A. Thayil , S. Thomas, H. Wang 



University of Tennessee, Knoxville, Tennessee, USA

H. Acharya, A.G. Delannoy , S. Fiorendi , T. Holmes , E. Nibigira , S. Spanier 

Texas A&M University, College Station, Texas, USA

O. Bouhali ⁹², M. Dalchenko , A. Delgado , R. Eusebi , J. Gilmore , T. Huang ,
T. Kamon ⁹³, H. Kim , S. Luo , S. Malhotra, R. Mueller , D. Overton , D. Rathjens ,
A. Safonov 

Texas Tech University, Lubbock, Texas, USA

N. Akchurin , J. Damgov , V. Hegde , K. Lamichhane , S.W. Lee , T. Mengke,
S. Muthumuni , T. Peltola , I. Volobouev , Z. Wang, A. Whitbeck 

Vanderbilt University, Nashville, Tennessee, USA

E. Appelt , S. Greene, A. Gurrola , W. Johns , A. Melo , F. Romeo , P. Sheldon ,
S. Tuo , J. Velkovska , J. Viinikainen 






















University of Virginia, Charlottesville, Virginia, USA

B. Cardwell , B. Cox , G. Cummings , J. Hakala , R. Hirosky , M. Joyce ,
A. Ledovsky , A. Li , C. Neu , C.E. Perez Lara , B. Tannenwald 















Wayne State University, Detroit, Michigan, USA

P.E. Karchin , N. Poudyal 

University of Wisconsin — Madison, Madison, Wisconsin, USA

S. Banerjee , K. Black , T. Bose , S. Dasu , I. De Bruyn , P. Everaerts , C. Galloni,
H. He , M. Herndon , A. Herve , C.K. Koraka , A. Lanaro, A. Loeliger , R. Loveless ,
J. Madhusudanan Sreekala , A. Mallampalli , A. Mohammadi , S. Mondal, G. Parida ,
D. Pinna, A. Savin, V. Shang , V. Sharma , W.H. Smith , D. Teague, H.F. Tsoi ,
W. Vetens 

Authors affiliated with an institute or an international laboratory covered by a cooperation agreement with CERN

S. Afanasiev , V. Andreev , Yu. Andreev , T. Aushev , M. Azarkin , A. Babaev ,
A. Belyaev , V. Blinov⁹⁴, E. Boos , V. Borshch , D. Budkouski , V. Bunichev ,
O. Bychkova, M. Chadeeva ⁹⁴, V. Chekhovsky, A. Dermenev , T. Dimova ⁹⁴, I. Dremin ,
M. Dubinin ⁸⁴, L. Dudko , V. Epshteyn , G. Gavrillov , V. Gavrillov , S. Gninenko ,
V. Golovtcov , N. Golubev , I. Golutvin , I. Gorbunov , A. Gribushin , V. Ivanchenko ,
Y. Ivanov , V. Kachanov , L. Kardapoltsev ⁹⁴, V. Karjavine , A. Karneyeu , V. Kim ⁹⁴,
M. Kirakosyan, D. Kirpichnikov , M. Kirsanov , V. Klyukhin , O. Kodolova ⁹⁵,
D. Konstantinov , V. Korenkov , A. Kozyrev ⁹⁴, N. Krasnikov , E. Kuznetsova ⁹⁶,
A. Lanev , P. Levchenko , A. Litomin, N. Lychkovskaya , V. Makarenko , A. Malakhov ,
V. Matveev ⁹⁴, V. Murzin , A. Nikitenko ⁹⁷, S. Obraztsov , V. Okhotnikov , I. Ovtin ⁹⁴,
V. Palichik , P. Parygin , V. Perelygin , M. Perfilov, S. Petrushanko , G. Pivovarov ,
V. Popov, E. Popova , O. Radchenko ⁹⁴, V. Rusinov, M. Savina , V. Savrin ,
D. Selivanova , V. Shalaev , S. Shmatov , S. Shulha , Y. Skovpen ⁹⁴, S. Slabospitskii ,
V. Smirnov , D. Sosnov , A. Steppenov , V. Sulimov , E. Tcherniaev , A. Terkulov ,
O. Teryaev , I. Tlisova , M. Toms , A. Toropin , L. Uvarov , A. Uzunian , E. Vlasov ,
A. Vorobyev, N. Voytishin , B.S. Yuldashev⁹⁸, A. Zarubin , I. Zhizhin , A. Zhokin 

[†] Deceased

- ¹ Also at Yerevan State University, Yerevan, Armenia
- ² Also at TU Wien, Vienna, Austria
- ³ Also at Institute of Basic and Applied Sciences, Faculty of Engineering, Arab Academy for Science, Technology and Maritime Transport, Alexandria, Egypt
- ⁴ Also at Université Libre de Bruxelles, Bruxelles, Belgium
- ⁵ Also at Universidade Estadual de Campinas, Campinas, Brazil
- ⁶ Also at Federal University of Rio Grande do Sul, Porto Alegre, Brazil
- ⁷ Also at UFMS, Nova Andradina, Brazil
- ⁸ Also at The University of the State of Amazonas, Manaus, Brazil
- ⁹ Also at University of Chinese Academy of Sciences, Beijing, China
- ¹⁰ Also at Nanjing Normal University Department of Physics, Nanjing, China
- ¹¹ Now at The University of Iowa, Iowa City, Iowa, USA
- ¹² Also at University of Chinese Academy of Sciences, Beijing, China
- ¹³ Also at an institute or an international laboratory covered by a cooperation agreement with CERN
- ¹⁴ Also at Cairo University, Cairo, Egypt
- ¹⁵ Also at Suez University, Suez, Egypt
- ¹⁶ Now at British University in Egypt, Cairo, Egypt
- ¹⁷ Also at Purdue University, West Lafayette, Indiana, USA
- ¹⁸ Also at Université de Haute Alsace, Mulhouse, France
- ¹⁹ Also at Department of Physics, Tsinghua University, Beijing, China
- ²⁰ Also at Erzincan Binali Yildirim University, Erzincan, Turkey
- ²¹ Also at CERN, European Organization for Nuclear Research, Geneva, Switzerland
- ²² Also at University of Hamburg, Hamburg, Germany
- ²³ Also at RWTH Aachen University, III. Physikalisches Institut A, Aachen, Germany
- ²⁴ Also at Isfahan University of Technology, Isfahan, Iran
- ²⁵ Also at Brandenburg University of Technology, Cottbus, Germany
- ²⁶ Also at Forschungszentrum Jülich, Juelich, Germany
- ²⁷ Also at Physics Department, Faculty of Science, Assiut University, Assiut, Egypt
- ²⁸ Also at Karoly Robert Campus, MATE Institute of Technology, Gyongyos, Hungary
- ²⁹ Also at Wigner Research Centre for Physics, Budapest, Hungary
- ³⁰ Also at Institute of Physics, University of Debrecen, Debrecen, Hungary
- ³¹ Also at Institute of Nuclear Research ATOMKI, Debrecen, Hungary
- ³² Now at Universitatea Babeş-Bolyai — Facultatea de Fizica, Cluj-Napoca, Romania
- ³³ Also at Faculty of Informatics, University of Debrecen, Debrecen, Hungary
- ³⁴ Also at Punjab Agricultural University, Ludhiana, India
- ³⁵ Also at UPES — University of Petroleum and Energy Studies, Dehradun, India
- ³⁶ Also at University of Visva-Bharati, Santiniketan, India
- ³⁷ Also at University of Hyderabad, Hyderabad, India
- ³⁸ Also at Indian Institute of Science (IISc), Bangalore, India
- ³⁹ Also at Indian Institute of Technology (IIT), Mumbai, India
- ⁴⁰ Also at IIT Bhubaneswar, Bhubaneswar, India
- ⁴¹ Also at Institute of Physics, Bhubaneswar, India
- ⁴² Also at Deutsches Elektronen-Synchrotron, Hamburg, Germany
- ⁴³ Now at Department of Physics, Isfahan University of Technology, Isfahan, Iran
- ⁴⁴ Also at Sharif University of Technology, Tehran, Iran
- ⁴⁵ Also at Department of Physics, University of Science and Technology of Mazandaran, Behshahr, Iran
- ⁴⁶ Also at Italian National Agency for New Technologies, Energy and Sustainable Economic Development, Bologna, Italy
- ⁴⁷ Also at Centro Siciliano di Fisica Nucleare e di Struttura Della Materia, Catania, Italy
- ⁴⁸ Also at Scuola Superiore Meridionale, Università di Napoli 'Federico II', Napoli, Italy
- ⁴⁹ Also at Fermi National Accelerator Laboratory, Batavia, Illinois, USA

- ⁵⁰ Also at *Laboratori Nazionali di Legnaro dell'INFN, Legnaro, Italy*
- ⁵¹ Also at *Università di Napoli 'Federico II', Napoli, Italy*
- ⁵² Also at *Consiglio Nazionale delle Ricerche — Istituto Officina dei Materiali, Perugia, Italy*
- ⁵³ Also at *Department of Applied Physics, Faculty of Science and Technology, Universiti Kebangsaan Malaysia, Bangi, Malaysia*
- ⁵⁴ Also at *Consejo Nacional de Ciencia y Tecnología, Mexico City, Mexico*
- ⁵⁵ Also at *IRFU, CEA, Université Paris-Saclay, Gif-sur-Yvette, France*
- ⁵⁶ Also at *Faculty of Physics, University of Belgrade, Belgrade, Serbia*
- ⁵⁷ Also at *Trincomalee Campus, Eastern University, Sri Lanka, Nilaveli, Sri Lanka*
- ⁵⁸ Also at *INFN Sezione di Pavia, Università di Pavia, Pavia, Italy*
- ⁵⁹ Also at *National and Kapodistrian University of Athens, Athens, Greece*
- ⁶⁰ Also at *Ecole Polytechnique Fédérale Lausanne, Lausanne, Switzerland*
- ⁶¹ Also at *Universität Zürich, Zurich, Switzerland*
- ⁶² Also at *Stefan Meyer Institute for Subatomic Physics, Vienna, Austria*
- ⁶³ Also at *Laboratoire d'Annecy-le-Vieux de Physique des Particules, IN2P3-CNRS, Annecy-le-Vieux, France*
- ⁶⁴ Also at *Near East University, Research Center of Experimental Health Science, Mersin, Turkey*
- ⁶⁵ Also at *Konya Technical University, Konya, Turkey*
- ⁶⁶ Also at *Izmir Bakircay University, Izmir, Turkey*
- ⁶⁷ Also at *Adiyaman University, Adiyaman, Turkey*
- ⁶⁸ Also at *Necmettin Erbakan University, Konya, Turkey*
- ⁶⁹ Also at *Bozok Universitetesi Rektörlüğü, Yozgat, Turkey*
- ⁷⁰ Also at *Marmara University, Istanbul, Turkey*
- ⁷¹ Also at *Milli Savunma University, Istanbul, Turkey*
- ⁷² Also at *Kafkas University, Kars, Turkey*
- ⁷³ Also at *Hacettepe University, Ankara, Turkey*
- ⁷⁴ Also at *Istanbul University — Cerrahpasa, Faculty of Engineering, Istanbul, Turkey*
- ⁷⁵ Also at *Yildiz Technical University, Istanbul, Turkey*
- ⁷⁶ Also at *Vrije Universiteit Brussel, Brussel, Belgium*
- ⁷⁷ Also at *School of Physics and Astronomy, University of Southampton, Southampton, United Kingdom*
- ⁷⁸ Also at *University of Bristol, Bristol, United Kingdom*
- ⁷⁹ Also at *IPPP Durham University, Durham, United Kingdom*
- ⁸⁰ Also at *Monash University, Faculty of Science, Clayton, Australia*
- ⁸¹ Also at *Università di Torino, Torino, Italy*
- ⁸² Also at *Bethel University, St. Paul, Minnesota, USA*
- ⁸³ Also at *Karamanoğlu Mehmetbey University, Karaman, Turkey*
- ⁸⁴ Also at *California Institute of Technology, Pasadena, California, USA*
- ⁸⁵ Also at *United States Naval Academy, Annapolis, Maryland, USA*
- ⁸⁶ Also at *Ain Shams University, Cairo, Egypt*
- ⁸⁷ Also at *Bingol University, Bingol, Turkey*
- ⁸⁸ Also at *Georgian Technical University, Tbilisi, Georgia*
- ⁸⁹ Also at *Sinop University, Sinop, Turkey*
- ⁹⁰ Also at *Erciyes University, Kayseri, Turkey*
- ⁹¹ Also at *Institute of Modern Physics and Key Laboratory of Nuclear Physics and Ion-beam Application (MOE) — Fudan University, Shanghai, China*
- ⁹² Also at *Texas A&M University at Qatar, Doha, Qatar*
- ⁹³ Also at *Kyungpook National University, Daegu, Korea*
- ⁹⁴ Also at *another institute or international laboratory covered by a cooperation agreement with CERN*
- ⁹⁵ Also at *Yerevan Physics Institute, Yerevan, Armenia*
- ⁹⁶ Now at *University of Florida, Gainesville, Florida, USA*
- ⁹⁷ Also at *Imperial College, London, United Kingdom*
- ⁹⁸ Also at *Institute of Nuclear Physics of the Uzbekistan Academy of Sciences, Tashkent, Uzbekistan*